



HOLLOWICK[®] INC.



www.HOLLOWICK.com

Includes List Prices



Lamp Fuel



Lamps



Luminaries



Solid Wax
Candles



Chafing &
Cooking
Fuel



Flameless
Lighting

Lamp Fuel

Lamps



Firefly™ pg. 22

Luminaries

Solid Wax Candles

Chafing & Cooking Fuel

Flameless Lighting



Fleck™ pg. 26



Café Cylinder™ pg. 27



Chime™ Votive pg. 28



**Contour™
New Finishes**
pg. 34-35



Direction™ Frame pg. 33



Mystic™ pg. 37



Typhoon™ pg. 44-45

**Ivory
Pillar
Candle**
pg. 66



**New Candle
Colors**
pg. 66



Luminaries pg. 61-63



Knobby™ pg. 68



Frosted CaterLites™ pg. 68



BuffetHeat™ Chafing Fuel pg. 73



1 Gallon Lamp Fuel pg. 13



HD2618-HL pg. 11



15K Butane Stove pg. 76

Hollowick's Commitment to Excellence

Our primary goal is to enhance the overall dining experience and to keep customers coming back again and again. To this end, Hollowick offers superior performance tabletop products that withstand the rigors of commercial/food service while enhancing overall ambiance, or in the case of cooking fuel, the buffet experience.

We take great pride in our innovations. Many of the most significant advancements in table lighting and cooking fuel products were born at Hollowick including: the refillable liquid candle systems, disposable liquid candle fuel cells, highlight fuel cells, tealight and votive sized fuel cells and adjustable wick chafing fuel.



Providing World Class Customer Service

Our world class customer service team's main goal is to make it easy for our customers to choose quality tabletop lighting and cooking fuel products for their foodservice establishments. In addition, we are fortunate to have the most experienced and professional sales representation in our industry.

We stock what we sell and typically ship 24-48 hours within receipt of an order from one of our authorized Hollowick distributors.

We are committed to providing you with the best service and professionalism in meeting your tabletop and banqueting needs.



Hollowick's honest and forthright approach to business carries directly over to our **Green Initiative**. With the adoption of a set of **Green Commitment** guidelines, Hollowick has pledged to operate all aspects of business in an environmentally responsible manner. Some significant achievements related to our Green Initiative include: reducing energy consumption, building more environmentally responsible products and generating less waste. For more information please visit the Hollowick web site: www.Hollowick.com.

Serving The Food Service Industry Since 1971

At Hollowick, our commitment to providing the best products and service to the foodservice trade has remained steadfast since our founding. Hollowick has had the good fortune of employing some of the hardest working and most dedicated individuals in the industry. We all strive to ensure that you receive the finest lighting and food warming products available. Our caring employees have always been the cornerstones of our success and as we approach a half-century in business, we take this opportunity to honor and thank the whole team.

To all of our supporters over the years, we also thank you. We look forward to keeping your tables lit and your food warm for many years to come.



P.O. Box 305, Manlius, New York 13104, USA
(315) 682-2163 (800) 367-3015
Fax: (315) 682-6948
e-mail: info@hollowick.com

 www.hollowick.com

 Like our page on Facebook

 Follow us on Twitter



A Wide Variety of Quality Products

At Hollowick, you'll find a wide variety of quality table lamps to suit the décor of your food service establishment. We also stock a comprehensive selection of the highest quality liquid candle fuel cells that out-perform any liquid candle fuel on the market. This means you can count on them for the most consistent performance and the most reliable burn times.



TEALIGHT LAMPS (use HD8 only)

| | |
|-----------------------------|-----------|
| Pixel™ Tealights | pg. 19 |
| Thick Tealights | pg. 20 |
| Tealight Bubbles | pg. 21 |
| Tealight Glass Cylinders | pg. 21 |
| Firefly™ Lamps | pg. 22 |
| Lighthouse™ Lamps | pg. 23 |
| Tealight Candlesticks | pg. 23 |
| Fleck™ Tealights | Pg. 26 |
| Unique Tealights | pg. 26 |
| Typhoon™ Tealight Cylinders | pg. 44-45 |



VOTIVE LAMPS (use HD8, HD12 or HD15)

| | |
|------------------------|-----------|
| Odyssey™ Base* | pg. 24 |
| Mirrored Platform Base | pg. 24 |
| Low Craftsman™ Frame | pg. 25 |
| Odyssey™ Votives | pg. 25 |
| Unique Votives* | pg. 27 |
| Cafe Glass Cylinder™ * | pg. 27 |
| Chime™ Votive * | pg. 28 |
| Wysp™ Votives* | pg. 29 |
| Votive Columns | pg. 30 |
| Faceted Cubes* | pg. 30 |
| Boutique™ Votives | pg. 31 |
| Mosaic Votives | pg. 31 |
| Quad™ Votives* | pg. 32 |
| Direction™ Frame | pg. 33 |
| Craftsman™ Frame | pg. 33 |
| Contour™ Votives | pg. 34-35 |
| Mystic™ Votive | pg. 37 |
| Tetra™ Votives | pg. 38 |
| Pebble™ Votive | pg. 42 |
| Crackle™ Votives | pg. 43 |
| Mini Panel Lamps | pg. 52 |

* Some will not accommodate HD12 fuel cell



MIDSIZE LAMPS (use HD12, HD17 or HD26)

| | |
|-----------------------------|-----------|
| Zen™ | pg. 36-37 |
| Saturn™ | pg. 39 |
| Gemini™ | pg. 39 |
| Rondo™ * | pg. 40 |
| Horizon™ * | pg. 40 |
| Cirque™ | pg. 41 |
| Flip™ | pg. 41 |
| Pebble™ Cylinder | pg. 42 |
| Crackle™ Glass Cylinders | pg. 43 |
| Typhoon™ Mid-Size Cylinders | pg. 44-45 |
| Wysp™ Cylinders | pg. 46 |
| Aurora™ Frame | pg. 47 |
| Vertical Rod Cylinders | pg. 48 |
| Mocha™ Cylinder | pg. 49 |
| Solid Onyx Lamp | pg. 49 |
| Horizontal Rib Block Lamps | pg. 50 |
| Stacked Square Block Lamps | pg. 50 |
| Optic Block™ Lamps | pg. 51 |
| Mini Glass Cylinders* | pg. 53 |

* Will not accommodate HD12 fuel cell



FULL SIZE LAMPS (use HD36, HD42 or larger)

| | |
|---------------------------------|-----------|
| Flip™ | pg. 41 |
| Pebble™ Tall Cylinder* | pg. 42 |
| Typhoon™ Tall Cylinders | pg. 44-45 |
| Aurora™ Frame (With 4845 Globe) | pg. 47 |
| Large Panel Lamps | pg. 52 |
| Large Glass Cylinders | pg. 53 |
| Cocktail II™ | pg. 54-55 |
| Deco-Ring™ | pg. 56 |
| Neo-Cocktails™ | pg. 56 |
| 3" Fitter Globes | pg. 57 |
| Candlesticks | pg. 58-59 |
| Shade Options | pg. 60 |

* Will not accommodate HD36 fuel cell

Lamp Fuel



Disposable Fuel Cells:

| | |
|------------|--------|
| HD8 _____ | pg. 10 |
| HD12 _____ | pg. 10 |
| HD15 _____ | pg. 10 |
| HD17 _____ | pg. 10 |
| HD26 _____ | pg. 10 |
| HD36 _____ | pg. 10 |
| HD42 _____ | pg. 10 |
| HD50 _____ | pg. 10 |

High Light Disposable Fuel Cells:

| | |
|-----------------|--------|
| HD2618-HL _____ | pg. 11 |
| HD3622-HL _____ | pg. 11 |
| HD4226-HL _____ | pg. 11 |

Competitive Fuel Cell Replacements:

| | |
|------------|--------|
| HD18 _____ | pg. 11 |
| HD37 _____ | pg. 11 |
| HD29 _____ | pg. 11 |

Lamp Fuel Shelf Packs:

| | |
|----------------|--------|
| HD8-24M _____ | pg. 12 |
| HD17-12M _____ | pg. 12 |

Retail Fuel Cells:

| | |
|------------------|--------|
| HD17LWC-48 _____ | pg. 12 |
| HD23LWC-24 _____ | pg. 12 |

Refillable Fuel:

| | |
|-------------------------|--------|
| HFO-QT _____ | pg. 13 |
| HFO-GAL _____ | pg. 13 |
| 902.5 Pump _____ | pg. 13 |
| 91-25 _____ | pg. 13 |
| Replacement Parts _____ | pg. 13 |
| Butane Lighter _____ | pg. 13 |

Gala™ Fuel Cell Covers:

| | |
|-----------------|--------|
| C-36/50PC _____ | pg. 14 |
| C-36/50W _____ | pg. 14 |
| C-17/26PC _____ | pg. 14 |
| C-17/26W _____ | pg. 14 |

Luminaries



Luminaries:

| | |
|-------------------------|--------|
| L3W, L6W, L9W _____ | pg. 63 |
| L3PP, L6PP, L9PP _____ | pg. 63 |
| L3M, L6M, L9M _____ | pg. 63 |
| L5W, L8W, L12W _____ | pg. 63 |
| L5PP, L8PP, L12PP _____ | pg. 63 |
| L5M, L8M, L12M _____ | pg. 63 |



Solid Wax Candles

| | |
|--------------------------------------|--------|
| Pillar Candles _____ | pg. 66 |
| Tealight Candles _____ | pg. 67 |
| Food Warmer Votive Candles _____ | pg. 67 |
| Taper Candles _____ | pg. 67 |
| Cartridge and Birthday Candles _____ | pg. 67 |
| Knobby's™ _____ | Pg. 68 |
| Floating Candles _____ | pg. 68 |
| CaterLites™ _____ | pg. 68 |

Chafing and Cooking Fuels



| | | |
|---|-------|-----------|
| Easy Heat® Adjustable Heat Chafing Fuel | _____ | pg. 70-71 |
| XtremeHeat® | _____ | pg. 72 |
| BuffetHeat® | _____ | pg. 73 |
| Hot 5™ Chafing Fuel | _____ | pg. 74 |
| Gel Heat™ Gel Chafing Fuel | _____ | pg. 74 |
| Chafing Fuel Family Chart | _____ | pg. 75 |
| Butane Fuel & Accessories | _____ | pg. 76-77 |
| Fuel Replacement Guide | _____ | pg. 78 |



Outdoor Lighting

The most recognized brand for outdoor torches and fuel, TIKI® Brand items help create the ideal patio ambiance. Hollowick is the exclusive foodservice distributor of TIKI® Brand outdoor lighting products.

See Hollowick's separate brochure and website for TIKI® Brand products.

Flameless Lighting













| | | |
|-------------------------------------|-------|-----------|
| Evolution Rechargeable LED Series | _____ | pg. 80-81 |
| Platinum Rechargeable LED Series | _____ | pg.82 |
| Evolution vs. Platinum | _____ | pg.83 |
| TruFlame™ LED Wax Indoor | _____ | |
| Flameless Wax Pillars | _____ | pg.84-85 |
| TruFlame™ Outdoor | _____ | |
| Flameless LED Pillars | _____ | pg. 86-87 |
| Accessories: | | |
| Ivory Silicone Sleeve | _____ | pg. 88 |
| Docking Station | _____ | pg. 88 |
| LED Battery Powered Smart Tealights | _____ | pg. 88 |

Product Index

| | | |
|---------------------------|-------|-----------|
| Discontinued Items | _____ | pg. 89-92 |
| Care of Lamps | _____ | pg. 93 |
| Buying data/ordering info | _____ | pg. 94 |
| Terms of Sale | _____ | pg. 95 |

At a Glance:

| | | |
|---------------------------------|-------|------------|
| What's New | | pg. 2-3 |
| Introduction to Hollowick | | pg. 4 |
| Lamp Fuel Cell Use Guide | | pg. 8 |
| Lamp Fuel | | pg. 9-13 |
| Gala™ Fuel Cell Covers: | | pg. 14 |
| Lamp Finishes | | pg. 18 |
| Care and Use of Hollowick Lamps | | pg. 18, 93 |
| Hollowick Lamps Section | | pg. 15-60 |
| Lamp Selection | | pg. 16-17 |
| Luminaries Section | | pg. 61-64 |
| Select Wax® Section | | pg. 65-68 |
| Chafing/Cooking Fuel Section | | pg. 69-78 |
| Flameless Lighting Section | | pg. 79-88 |
| Index Pages | | pg. 89-92 |
| Discontinued Items | | pg. 93 |

| | LAMP STYLE  = RECOMMENDED  = ALTERNATE | FUEL CELL SIZE | | | | | | | |
|-----------------|---|---|---|---|---|---|---|---|---|
| | |  |  |  |  |  |  |  |  |
| | | HD8 8 Hours in: 1 3/16 H x 1 1/2 Dia. mm: 30H x 38Dia. | HD12 12 Hours in: 1 3/16 H x 2 Dia. mm: 30H x 51Dia. | HD15 15 Hours in: 1 3/8 H x 1 1/4 Dia. mm: 44H x 44 Dia. | HD17/HD26 ▼ 17 Hrs/26 Hrs in: 2 1/4 H x 2 Dia. mm: 57H x 51Dia. | HD36**▼ 36 Hours in: 2 H x 2 3/8 Dia. mm: 51H x 67Dia. | HD42 ▼ 42 Hours in: 3 3/8 H x 2 3/8 Dia. mm: 79H x 60Dia. | HD50 50 Hours in: 3 3/8 H x 2 3/8 Dia. mm: 84H x 60Dia. | 91-25* 25 Hours in: 1 11/16 H x 2 1/2 Dia. mm: 43H x 64Dia. |
| TEALIGHT LAMPS | Tealights (Unless specified below) | ● | | | | | | | |
| | Lighthouse™ & Firefly™ Lamps | ● | | | | | | | |
| | Tealight Candlesticks | ● | | | | | | | |
| | Typhoon™ Tealight Lamps | ● | | | | | | | |
| VOTIVE LAMPS | Votives (Unless specified below) | ● | ● | ● | | | | | |
| | Cafe™ Glass Cylinder | ● | | ● | | | | | |
| | Chime™ Votives | ● | | ● | | | | | |
| | Faceted Cubes (5151) | ● | | ● | | | | | |
| | Mini Panel Lamps (1200xx) | ● | ● | ● | | | | | |
| | Odyssey™ Base and Votives | ● | | ● | | | | | |
| | Quad™ Votives | ● | | ● | | | | | |
| | Triangle Votives (6106) | ● | | ● | | | | | |
| Wysp™ Votives | ● | | ● | | | | | | |
| MID SIZE LAMPS | Mid-Size Cylinders (unless specified below) | ● | ● | ● | ● | | | | |
| | Block Lamps (1501, 1511) | ● | ● | ● | ● | | | | |
| | Cirque™ Base | | | | ● | | | | |
| | Flip™ Base | | | | ● | | | | |
| | Gemini™ | ● | ● | ● | ● | | | | |
| | Horizon™ | | | | ● | | | | |
| | Mini Glass Cylinders (48017) | | | | ● | | | | |
| | Rondo™ | | | | ● | | | | |
| | Saturn™ | ● | ● | ● | ● | | | | |
| | Typhoon™ Mid-Size Cylinder Lamps | | ● | | ● | | | | |
| Zen™ | ● | ● | ● | ● | | | | | |
| FULL SIZE LAMPS | Cocktails II™ | | | | | ● | ● | ● | |
| | Deco-Rings™ | | | | | ● | ● | | |
| | Flip™ Base | | | | | ● | | | |
| | Large Candlesticks ▼▼ | | | | | ● | | | |
| | Large Glass Cylinders | | | | | ● | | | |
| | Large Panel Lamps ▼▼ | | | | | ● | ● | | |
| | Neo-Cocktails™ | | | | | ● | | | |
| | Tall Cylinder Pebble™ | | | | ● | | ● | | |
| | Typhoon™ Large Size Cylinder Lamps | | | | ● | ● | | | |

** HD36 is available with optional snuffers.

▼ HD26, HD36 and HD42 are also available with High Light option which provides 3 times the light output. For photos comparing light output see page 11.

▼▼ These bases/lamps look best with HD3622-HL High Light fuel cells.

* 91-25 fuel cell has a snuffer and adjustable flame.



Hollowick Lamp Fuel



Lamp Fuel

Hollowick's Disposable Liquid Wax Fuel Cells

Clean Candlelight Without Candle Mess

The best liquid wax lamp fuel available - burns cleaner than solid wax candles. Non-staining, and no melted wax mess.

Using Hollowick disposable fuel cells is the most convenient way to operate your lamps and is preferred by most users today. Save labor by simply replacing the empty fuel cells with new ones. No other maintenance or adjustments necessary. All Hollowick lamps can be used with our disposable fuel cells. Sold by the case.

Safety First

The Hollowick system is approved by most major fire departments for use in restaurants. Our lamp fuel is classified as non-toxic and non-flammable. It is in the same non-flammable category as vegetable oil (NFPA Class III B combustible liquid). D.O.T. regulations rate it non-hazardous. It is safe to use on the tabletop and there are no shipping restrictions, storage limitations or insurance worries.

Our lamps are not intended to be used with kerosene or most common lamp oils, which are not suitable for liquid candles and tabletop use.

Hollowick Lamp Fuel

PLEASE CONTACT YOUR HOLLOWICK DISTRIBUTOR FOR PRICING.



Lamp Fuel



| | 8 hour cell | | 12 hour cell | | 15 hour cell |
|-------------------------|--|--------|---|---------|--|
| Item No. | HD8-180 | HD8-90 | HD12-144 | HD12-72 | HD15 |
| Description | 8 Hour Liquid Tealight™ Fuel Cell, Clear Plastic | | 12 Hour Liquid Votive™ Fuel Cell, Clear Plastic | | 15 Hour Liquid Votive™ Fuel Cell, Clear Plastic |
| Cells Per Case | 180/cs | 90/cs | 144/cs | 72/cs | 96/cs |
| Cases Per Pallet | 105 | 180 | 54 | 135 | 105 |
| Case Weight Each | 10.1# | 5.3# | 11.7# | 6.0# | 9.1# |
| Dimensions | in: 1 $\frac{1}{8}$ " H x 1 $\frac{1}{2}$ " Dia. mm: 30H x 38Dia. | | in: 1 $\frac{3}{8}$ " H x 2" Dia. mm: 30H x 51Dia. | | in: 1 $\frac{1}{2}$ " H x 1 $\frac{3}{4}$ " Dia. mm: 44H x 44Dia. |



| | 17 hour cell | 26 hour cell | 36 hour cell | |
|-------------------------|---|---|---|---|
| Item No. | HD17 | HD26 | HD36 | HD36+SN |
| Description | 17 Hour Fuel Cell, Clear Plastic | 26 Hour Fuel Cell, Clear Plastic | 36 Hour Fuel Cell, Clear Plastic | 36 Hour Fuel Cell with Snuffer, Clear Plastic |
| Cells Per Case | 48/cs | 60/cs | 24/cs | 48/cs |
| Cases Per Pallet | 112 | 84 | 120 | 50 |
| Case Weight Each | 7.4# | 9.4# | 6.7# | 14.3# |
| Dimensions | in: 2 $\frac{1}{4}$ " H x 2" Dia. mm: 57H x 51Dia. | in: 2 $\frac{1}{4}$ " H x 2" Dia. mm: 57H x 51Dia. | in: 2" H x 2 $\frac{1}{2}$ " Dia. mm: 51H x 67Dia. | |



| | 42 hour cell | 50 hour cell |
|-------------------------|--|--|
| Item No. | HD42 | HD50 |
| Description | 42 Hour Fuel Cell, Clear Plastic Replaces Sterno/CCA #840 | 50 Hour Fuel Cell, Clear Plastic |
| Cells Per Case | 36/cs | 48/cs |
| Cases Per Pallet | 90 | 50 |
| Case Weight Each | 11.6# | 18.1# |
| Dimensions | in: 3 $\frac{1}{8}$ " H x 2 $\frac{1}{2}$ " Dia. mm: 79H x 60Dia. | in: 3 $\frac{1}{8}$ " H x 2 $\frac{1}{2}$ " Dia. mm: 84H x 60Dia. |

High Light Fuel Cells



PLEASE CONTACT YOUR HOLLOWICK DISTRIBUTOR FOR PRICING.

Need More Light? Try our “High Light” disposable fuel cell option. 3 times the light of our standard fuel cells. Great for use with shaded lamps or wherever you’d like more light. See Lamp/Fuel Cell Use Guide on page 8.



18 Hour High Light cell

22 Hour High Light cell

26 Hour High Light cell

| Item No. | HD2618-HL | HD3622-HL | HD4226-HL |
|------------------|---|--|---|
| Description | 18 Hour Fuel Cell, with “HIGH LIGHT”, Clear Plastic | 22 Hour Fuel Cell with “HIGH LIGHT”, Clear Plastic | 26 Hour Fuel Cell, with “HIGH LIGHT”, Clear Plastic |
| Cells Per Case | 60/cs | 24/cs | 36/cs |
| Cases Per Pallet | 84 | 120 | 90 |
| Case Weight Each | 9.4# | 6.7# | 11.7# |
| Dimensions | in: 2¼ H x 2 Dia. mm: 57H x 51Dia. | in: 2 H x 2½ Dia. mm: 51H x 67Dia. | in: 3¼ H x 2½ Dia. mm: 79H x 60Dia. |

Competitive Fuel Cell Replacements



18 hour cell

37 hour cell

29 hour cell

| Item No. | HD18 | HD37 | HD29 |
|------------------|--|--|--|
| Description | 18 Hour Fuel Cell, Clear Plastic Square Bottom Replaces SternoCandlelamp #30108 | 37 Hour Fuel Cell, Clear Plastic Square Bottom Replaces SternoCandlelamp #30118 | 29 Hour Fuel Cell, Clear Plastic Replaces SternoCandlelamp #30114 |
| Cells Per Case | 48/cs | 36/cs | 36/cs |
| Cases Per Pallet | 96 | 90 | 105 |
| Case Weight Each | 7.2# | 10.0# | 9.0# |
| Dimensions | in: 2½H x 2 Dia. mm: 64H x 51Dia. | in: 3¾ H x 2¾ Dia. mm: 81H x 62Dia. | in: 5¼ H x 1¾ Dia. mm: 149H x 37Dia. |

HOLLOWICK DISPOSABLE LAMP FUEL REPLACEMENT GUIDE

| HOLLOWICK | HD8 | HD12 | HD15 | HD17/HD26 | HD18 | HD29 | HD36 | HD37 | HD42 | HD50 |
|-------------------|-------|------|-------------------|-----------|-------|-------|-------|-------|-------|-------|
| SternoCandleLamp™ | 30100 | | 30102/30104/30106 | 30110 | 30108 | 30114 | 30116 | 30118 | | 30122 |
| Dine-Aglow® | DF10 | DF15 | DF15 | DF24 | DF820 | DF255 | DF305 | DF837 | DF305 | DF205 |

Lamp Fuel

Hollowick Lamp Fuel Shelf Packs



PLEASE CONTACT YOUR HOLLOWICK DISTRIBUTOR FOR PRICING.

Designed especially for Cash & Carry Operations

- Hollowick's most popular sized fuel cells
- Attractive, shelf-friendly packaging with bilingual copy
- Convenient pack sizes
- UPC bar codes for easy checkout

Lamp Fuel




Shelf Packs

| Item No. | HD8-24M | HD17-12M |
|----------------------|---|--|
| Description | 8 Hour Disposable Liquid Tealight™ Fuel Cell Shelf Pack | 17 Hour Disposable Liquid Wax Fuel Cell Shelf Pack |
| Cells Per Case | 24/pk - 12 pk per case | 12/pk - 12 pk per case |
| Cases Per Pallet | 64 | 40 |
| Case Weight Each | 17.6# | 23.4# |
| Fuel Cell Dimensions | in: 1 ³ / ₁₆ H x 1 ¹ / ₂ Dia. mm: 30H x 38Dia. | in: 2 ¹ / ₄ H x 2 Dia. mm: 57H x 51Dia. |

Retail Fuel Cells

These Disposable Fuel Cells meet U.S.A. Federal Requirements for **Consumer Sale**. Special labeling and child resistant closures required.



Retail Fuel Cells - With Child Resistant Cap

| Item No. | HD17LWC-48 | HD23LWC-24▼ |
|------------------|--|---|
| Description | 17 Hour Fuel Cell, Clear Plastic with Child Resistant Cap | 23 Hour Fuel Cell with "HIGH LIGHT", Clear Plastic with Child Resistant Cap |
| Cells Per Case | 48/cs | 24/cs |
| Cases Per Pallet | 112 | 120 |
| Case Weight Each | 7.8# | 7.0# |
| Dimensions | in: 2 ¹ / ₄ H x 2 Dia. mm: 57H x 51Dia. | in: 2H x 2 ¹ / ₂ Dia. mm: 51H x 67Dia. |

▼ High Light option: For photos comparing light output see page 11. Height dimension **does** include burner assembly.

Hollowick Refillable Fuel



PLEASE CONTACT YOUR HOLLOWICK DISTRIBUTOR FOR PRICING.

Some Hollowick lamps offer a refillable option. You can refill your own lamps by pumping Hollowick liquid wax lamp fuel into refillable cells. Our economical 1 gallon container of fuel provides over 800 hours of candlelight.

Our refillable fuel cell holds 3¼ oz. of fuel, providing approximately 25 hours of candlelight when used at its standard setting. The flame can also be adjusted to provide more light, if desired. Order one refillable cell per lamp.

Packaged in Bulk for Refillable Lamps (Approx. 7 Hrs. Burning Time Per Oz. of Fuel with ¾" Flame). Pump sold separately.



| Item No. | Refillable Lamp Fuel | | Pumps |
|-------------------------|---|---------------------|----------------------------|
| | HFO-QT | HFO-GAL | 902.5 |
| Description | 1 Case of Quarts (.946 Liter ea.) (12/cs) | 1 Gallon (37.85 mL) | Pump for HFO-GAL & HFO-2.5 |
| Units Per Case | 12 | 4 | 1 |
| Cases Per Pallet | 60 | 36 | |
| Case Weight Each | 23.8# | 29.3# | 1# |
| PRICE | | | 4.20 each |

(Order One per Lamp)
Includes 3" Burner Assembly and Snuffer



(Includes Snuffer, Cap, Stem, Hex Nut, Wick)



| Item No. | Refillable Fuel Cells | Replacement Parts | | |
|-------------------------|---|-------------------|--|--|
| | 91-25 | 900 | 963+SN | 993+SN |
| Description | 25 Hour Refillable Fuel Cell (holds 3¼ oz. fuel) Black Metal Height Dimension does not include burner assembly. Add 1½" (38 mm) for burner. | Snuffer | 3" Burner Assembly with Snuffer and Permanent Wick | 6" Burner Assembly with Snuffer and Permanent Wick |
| Units Per Pack | 1 | 1 | 1 | 1 |
| Case Weight Each | .25# | | | |
| Dimensions | in: 1 1/16"H x 2 1/2"Dia. mm: 43H x 64Dia. | | | |
| PRICE | 8.30 each | 2.10 each | 5.20 each | 6.20 each |

| Butane Lighter | |
|---|-----------|
| BL20C-24 | BL20C-144 |
| Chef-Master Refillable Butane Lighter Individually Packaged | |
| 24 | 144 |
| 4.0# | 25.8# |
| 72.00 | 360.00 |

Lamp Fuel

Gala™ Fuel Cell Covers

Now you can dress up your Hollowick fuel cells and create a sleek, modern lighting element. Hollowick's Gala™ Fuel Cell Covers elegantly transform disposable fuel cells into clean, sculptured candle forms. Live flame never looked more stylish.

- Gala™ covers fit Hollowick HD17, HD26, HD36 and HD50 disposable liquid wax fuel cells
- Made of high quality steel
- Available in two finishes: Polished Chrome & White
- Will fit several Hollowick lamp styles:
 - **C-17/26:** Cirque™, Flip™, Mini Glass Cylinders, Mirrored Platform Base, Rondo™ and Zen™
 - **C-36/50:** Aurora™ Frame, Flip™, Cocktail II™, Deco-Ring™ and Large Glass Cylinders

Large Gala™ Covers*

For use with Hollowick's HD50 or HD36 Fuel Cells

Cell Cover: 2"H x 2½"Dia. (.15#)



C-36/50PC
Polished Chrome
\$8.40



C-36/50W
White
\$7.40



HD50



HD36

Mid-Size Gala™ Covers*

For use with Hollowick's HD26 or HD17 Fuel Cells

Cell Cover: 1⅝"H x 2⅝"Dia. (.09#)



C-17/26PC
Polished Chrome
\$7.40



C-17/26W
White
\$6.30



HD26



HD17



Large Gala™ Covers

Recommended Lamps:
Aurora™ Frame
Flip™
Cocktail II™
Deco-Ring™
Large Glass Cylinders

* Fuel Cells and Lamps Sold Separately



Mid-Size Gala™ Covers

Recommended Lamps:
Mirrored Platform Base
Mini Glass Cylinders
Cirque™
Flip™
Rondo™
Zen™


HOLLOWICK[®]
INC.
Lamp Selection



Lamps

Tealight and Votive

Small and compact tealight and votive lamps add subtle touches of ambiance where needed.

These lamps are ideal where lighting space is at a premium. Or, if desired, multiple lamps can be used to create impressive lighting patterns throughout the room.

These lamps typically use HD8 Liquid Tealights™, HD12 or HD15 Liquid Votives™.

Midsized Lamps

Midsized lamps are larger than tealight and votive lamps, yet are still appropriate in many instances where space is a concern, providing a pleasing accent where needed.

Midsized lamps only require 1-2 fuel changes a week.

These lamps typically use HD17 or HD26 fuel cells.

Full Size Lamps

When appropriate table space is available, larger lamps can provide the most drama to the tabletop while establishing points of intimacy throughout the dining room.


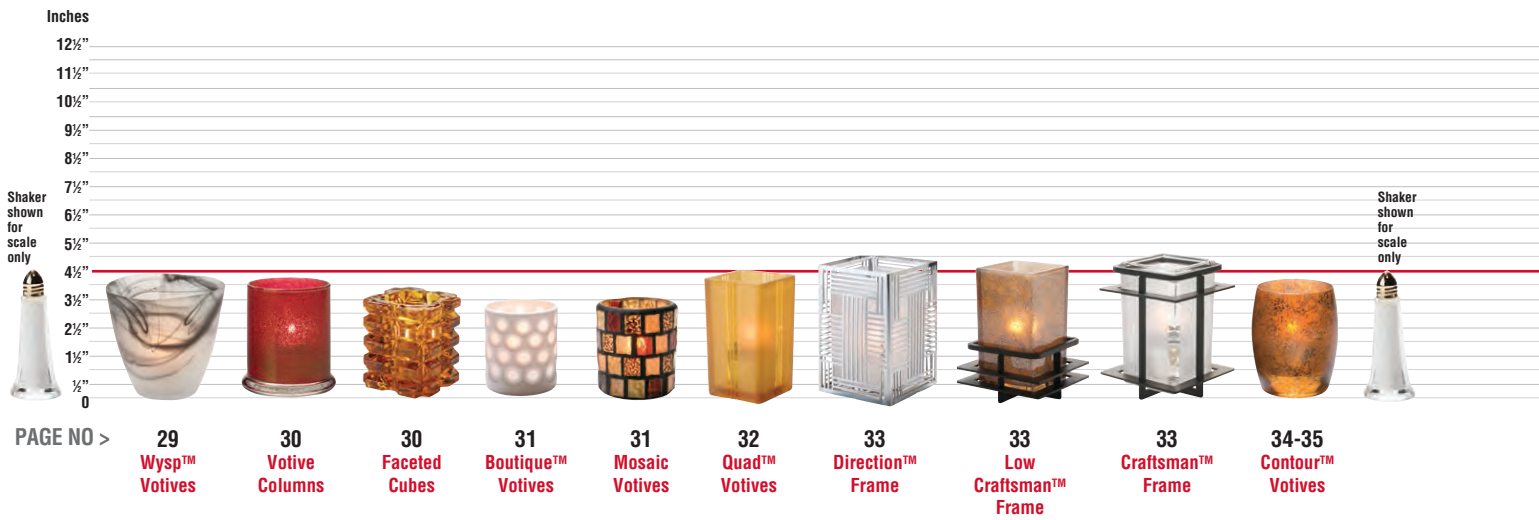

Larger lamps are very cost effective, often requiring a fuel change only once a week, or possibly less!

These lamps typically use HD36 or larger fuel cells.

Foodservice Equipment Standards

Hollowick lamps are specifically designed to meet the demanding needs of the foodservice tabletop. They require little maintenance and provide years of intimate table lighting. A reflection of your high quality standards.

Hollowick Lamp Sizes and Page Reference



mm
241
216
191
165
140
114
89
64
38
13
0



24 Odyssey™ Lamp
24 Mirrored Platform Base
25 Low Craftsman™ Frame
25 Odyssey™ Votive
26 Fleck™ Tealights
26 Crystal & Satin Tealights
26 Ribbed Tealights
27 Triangle Votives
27 Crystal Votive
27 Cafe Cylinder™ Votive
28 Chime™ Votive

mm
316
291
266
241
216
191
165
140
114
89
64
38
13
0



36-37 Zen™ Lamps
37 Mystic™ Lamp
38 Tetra™ Votives
39 Saturn™ Lamp
39 Gemini™ Lamp
40 Rondo™ Lamps
40 Horizon™ Lamps
41 Cirque™ Base
41 Flip™ Base
42 Pebble™ Lamps
43 Crackle™ Votives

mm
316
291
266
241
216
191
165
140
114
89
64
38
13
0



50 Stacked Square Block Lamps
51 Optic Block™ Lamps
52 Mini Panel Lamps
52 Large Panel Lamps
53 Mini Glass Cylinders
53 Large Glass Cylinders
54-55 Cocktail II™ Lamps
56 Deco-Ring™
56 Neo-Cocktail™ Lamps
58 Mod™ Candlesticks
59 Classic™ Candlesticks

Lamps

Hollowick Lamp Finishes



Lustre Finish
Brilliance with a splash of iridescent color.



Satin Finish
A translucent surface that emits a warm soft glow. Available in many colors.



Amber Art Finish
Each Amber Art treatment has a unique flow of colors, clouds and light. Like each sunrise, every lamp is a distinct masterpiece that brings beauty and tranquility.



Ice Finish
A sparkling durable finish created by fusing bits of glass to the lamp surface. Resists fingerprints.



Arctic Ice Finish
Hand-decorated ice glass applied in sweeping brush strokes.



Satin Linen Finish
Provides a warm subtle glow. This innovative technique won't stain like other satin and etched finishes.



Jewel Finish
A dazzling display achieved by applying an ice finish on the inside of the lamp.



Midnight Amber
A satiny dark chocolate ocean accepts a soothing sunset of candlelight. Day or night, the Midnight Amber treatment brings calmness and warmth.



Ruby Gold
A celestial haze of ruby washed over an inner sheen of metallic gold in a classic curve of light.



Antique Gold
The dramatic textural Antique Gold decorated finish is warm and inviting. Each hand-applied finish will have a unique textured look.

Care of Hollowick Lamps



GLOBES

Keep Hollowick globes sparkling clean by regularly handwashing them with warm water and mild detergent.

NOTE: Commercial dishwashing detergents may spot or dull fired-on colors.

BASES/LAMPS

Hollowick lamp bases are coated with finishes that protect and enhance the beauty of the lamps. Metal and wood bases should be cleaned with a spray furniture wax.

This leaves a protective shine and allows for easy cleaning in the future. Resin and glass bases should be cleaned with a damp cloth and mild detergent.

NOTE: DO NOT PUT ANY HOLLOWICK LAMP, BASE OR GLOBE IN A DISHWASHER.

A NOTE ABOUT BREAKAGE DUE TO THERMAL SHOCK

Breakage and cracking are commonly experienced when traditional wax tealights and votives are used in glass table lamps; especially with thicker glass lamps and globes.

For this reason, **Hollowick lamps are not recommended for use with wax tealights and votives.** The use of the proper Hollowick fuel cell will resolve this issue.

Pixel™ Tealights

in: 3H x 2 1/2Dia. mm: 76H x 73Dia. (Wt. .9#)

An intriguing sculptured form. Pixel™ Tealight Lamp has a mesh-like textured exterior that pixelates candlelight as it passes through. The resulting effect is a sparkling display that is both mesmerizing and beautiful.

Fuel Ordering Info pg 10



HD8



6701A
Amber
\$11.50 each



6701AQ
Aqua
\$11.50 each



6701SC
Satin Crystal
\$11.50 each



6701C
Clear
\$11.50 each



Shown for scale



**Hollowick's HD8
Liquid Tealight™**

**Fits anywhere a Tealight fits.
The smallest fuel cell
available anywhere!
Burns 8 Hours. No Wax Mess!**



Lamps

Thick Round Tealights

in: 2 3/4"H x 2 3/4"Dia. mm: 73H x 70Dia. (Wt. 1.0#)

Sleek, yet substantial. These tealight sized holders provide cozy ambient lighting for any décor. A variety of shapes, colors and styles to choose from.



Fuel Ordering Info pg 10

HD8



5140C
Clear

\$11.00 each



5140A
Amber

\$11.00 each



5140R
Ruby

\$16.00 each



5140CBL
Cobalt Blue

\$11.00 each



5140AJ
Amber Jewel

\$14.50 each



5140RJ
Ruby Jewel

\$19.00 each



5140CBLJ
Cobalt Blue Jewel

\$14.50 each



5140CJ
Clear Jewel

\$14.50 each



5140F
Satin Crystal

\$11.50 each

A Note About Breakage Due To Thermal Shock

Breakage and cracking are commonly experienced when traditional wax tealights and votives are used in glass table lamps; especially with thicker glass lamps and globes.

For this reason, **Hollowick Lamps are not recommended for use with wax tealights and votives.** The use of the proper Hollowick fuel cell will resolve this issue.

Thick Triangle Tealights

in: 2 3/4"H x 2 3/4"W mm: 73H x 70W (Wt. 1.0#)

Fuel Ordering Info pg 10



HD8



5160C
Clear

\$12.50 each



5160A
Amber

\$12.50 each



Shown for scale



Tealights

Fuel Ordering Info pg 10



HD8

Small Glass Bubbles

in: 2½H x 2½Dia. mm: 60H x 65Dia. (Wt. .25#)



5119CI
Clear Ice
\$7.00 each



5119G
Gold Lustre
\$5.90 each



5119STC
Satin Terra Cotta
\$5.90 each



5119R
Ruby Lustre
\$5.90 each



5119SDB
Satin Dark Blue
\$5.90 each



5119S
Smoke Lustre
\$5.90 each



5119SC
Satin Crystal
\$5.90 each

Tealight Glass Cylinders

in: 2½H x 2Dia. mm: 64H x 51Dia. (Wt. 0.3#)



5176CI
Clear Ice
\$7.00 each



5176SC
Satin Crystal
\$5.90 each



5176STC
Satin Terra Cotta
\$5.90 each



5176SDB
Satin Dark Blue
\$5.90 each



5176G
Gold Lustre
\$5.90 each



5176S
Smoke Lustre
\$5.90 each



5176R
Ruby Lustre
\$5.90 each



Firefly™

In: 5¼H x 3Dia. mm: 133H x 76Dia. (Wt. .8#)

Step back to the carefree summer nights of your youth, catching fireflies with Mom's canning jars. Treat your guests to that same warm reminiscence with Firefly™.

Fuel Ordering Info pg 10



HD8



1610C
Clear with Cradle™
\$12.50 each



1610SDBL
Satin Dark Blue with Cradle™
\$15.50 each



Shown for scale



1610AG
Antique Gold with Cradle™
\$21.50 each



1610SL
Satin Linen with Cradle™
\$15.50 each

Tealight Cradle™ Only



In: 4¼H x 2¼Dia. mm: 111H x 70Dia.
(Wt. .2#)

1601PC Firefly Tealight Cradle™ only \$10.00 each

Firefly™ Glass Jars Only

1600C Clear, Firefly Glass only \$ 2.50 each
1600SL Satin Linen, Firefly Glass only \$ 6.00 each
1600SDBL Satin Dark Blue, Firefly Glass only \$ 6.00 each
1600AG Antique Gold, Firefly Glass only \$12.00 each

Lighthouse™ Lamps

Crafted from hand-blown glass, Lighthouse™ Lamps feature a sleek design and a hanging tealight holder, bringing a unique vertical element to the table while casting an appealing illumination upon the tabletop.

Fuel Ordering Info pg 10



HD8



1606C
Clear
in: 6H x 3¼Dia.
mm: 153H x 81Dia.
(Wt. 0.9#)
\$18.00 each



1608C
Clear
in: 8¼H x 4Dia.
mm: 210H x 102Dia.
(Wt. 1.2#)
\$22.00 each



Lamps

Create a unique look by accessorizing your Lighthouse Lamps with simple touches such as coffee beans, dried pasta, shells or polished stones.

Tealight Candlestick

in: 7¼H x 4¼Dia. mm: 197H x 121Dia.
(Wt. 1.5#)

The petite candlestick lamp is well suited for any cocktail or bistro setting. Compact enough for a tealight while bringing some height to your table décor.

Fuel Ordering Info pg 10



HD8



046PC+B
Polished Chrome and Black
\$31.50 each



946SC
Replacement Shade
in: 3H x 4¼Dia.
mm: 76H x 119Dia.
(Wt. .6#)
\$9.50 each



Shown for scale

See page 18 for Lamp Use and Care **23**

Odyssey™ Base

Base – in: 1¼H x 2½Sq. mm: 44H x 64Sq. (Wt. 0.3#)

Globe – in: 3H x 3Sq. mm: 76H x 76Sq. (Wt. 0.6#)

The Odyssey™ Base features subtle curves and a brushed Satin Pewter finish and rises above traditional tealight holders by elevating the candlelight slightly above the tabletop.

Fuel Ordering Info pg 10



HD15

HD8



Shown for scale

Satin Pewter

| | | |
|--------------|------|----------------|
| Top → | 67SC | 8.50 |
| Base → | OD29 | 12.50 |
| Total | | \$21.00 |



Mirrored Platform Base

Base – in: 1¼H x 3¼Sq. mm: 32H x 83Sq. (Wt. 0.4#)

Globe – in: 3H x 3Sq. mm: 76H x 76Sq. (Wt. 0.6#)

An upscale alternative to a traditional votive holder. The mirrored inset is a pleasing aesthetic and amplifies the candlelight.

Fuel Ordering Info pg 10



HD15

HD12

HD8



Satin Black Metal

| | |
|------|----------------|
| 67SC | 8.50 |
| PF31 | 19.00 |
| | \$27.50 |

Mirrored Platform Base with #73 Globe and Mid-Size Gala™ Fuel Cell Cover. Uses HD17 or HD26 Fuel Cells Only

See pg 14 for Gala™ Fuel Cell Covers



HD17



C-17/26PC




Satin Black Metal Base
Polished Chrome Gala™ Fuel Cover

| | | |
|--------------|-----------|----------------|
| Globe → | 73C | 12.50 |
| Gala™ → | C-17/26PC | 7.40 |
| Base → | PF31 | 19.00 |
| Total | | \$38.90 |

Hollowick's 12-hour Liquid Votive™

Clean candlelight without the candle mess. Burns 12 hours.





Low Craftsman™ Frame

in: 2H x 3½Sq. mm: 51H x 89Sq. (Wt. .5#)

The Low Craftsman™ Frame is a sturdy wrought iron base made to fit the Hollowick Quad™ and Odyssey™ Votives. Black powder coating helps to protect the metal frame from oxidation and wear. The unique Prairie Style design makes a vintage, rustic statement.

Fuel Ordering Info pg 10



HD15



HD8

Low Craftsman Wrought Iron Base
with Odyssey™ Votive

| | | |
|--------------|---------|----------------|
| Votive → | 67SC | 8.50 |
| Frame → | SWRQD39 | 12.50 |
| <u>Total</u> | | <u>\$21.00</u> |



Odyssey™ Votive

in: 3H x 3Sq. mm: 76H x 76Sq. (Wt. 0.6#)

Votives that can stand alone, or offer color options to be used in the Low Craftsman™ Frame, Odyssey™ Base or flipped over and used on the Mirrored Platform Base.

Fuel Ordering Info pg 10



67SCI
Satin Crystal Ice
\$11.50 each



67SSG
Satin Seafoam
\$11.50 each



67SCA
Amber Satin
\$11.50 each

Hollowick's 15-hour Liquid Votive™

Fits anywhere a 15-hour votive fits. Clean candlelight without the candle mess. Burns 15 hours.



Unique Tealights

Accent your table using minimum table space.

Fuel Ordering Info pg 10



HD8

Fleck™ Tealights

in: 2½H x 2½Dia. mm: 67H x 54Dia. (Wt. .3#)

Flirty and Fun, the Fleck™ Tealight Glass Cylinder features a mirrored finish of golden glitter.



5100
Fleck

\$6.00 each



Shown for scale



Ribbed Tealights

in: 2½H x 2½Dia. mm: 64H x 64Dia. (Wt. 0.4#)



5228C
Clear

\$5.30 each



5228A
Amber

\$5.70 each

Crystal Tealights

in: 2½ H x 2½Dia. mm: 60H x 64Dia. (Wt. 0.5#)



5690C+SC
Crystal & Satin
\$7.40 each



5690C
Crystal
\$7.40 each

Unique Votives

Slightly larger than tealight lamps, votive lamps provide accent lighting where just a touch of accent lighting is desired.

Fuel Ordering Info pg 10

Triangle Votives

in: 3¼H x 3¼W mm: 83H x 92W (Wt. 0.8#)



HD15

HD8



6106F
Satin Crystal Panel
\$9.00 each



6106CI
Clear Ice
\$10.50 each

Crystal Votive

in: 3¼H x 3¼Dia.
mm: 81H x 79Dia. (Wt. 0.9#)



6697C
Crystal
\$9.50 each



HD15

HD12

HD8

Café Glass Cylinder™ Votives

in: 4¼H x 2¼Dia.
mm: 121H x 70Dia. (Wt. .5#)

When less is more, rely on clean, crisp elegance. Simple lines and soft shading converge to make this votive a fitting complement to any theme.



HD15

HD8



SCH400SL
Satin Linen
\$7.00 each



Chime™ Votive

in: 3½H x 2¼Dia. mm: 89H x 70Dia. (Wt. .6#)

Light and color harmonize with your dining concept to produce a warm flicker of ambience. With its timeless bell form and six designer color choices, Chime™ will help you strike the right note at every table.

Fuel Ordering Info pg 10



HD15



HD8



6955CJ
Clear Jewel
\$8.00 each



6955SG
Satin Gold
\$6.50 each



6955SL
Satin Linen
\$6.50 each



6955SM
Satin Midnight
\$6.50 each



6955G
Gold Lustre
\$6.50 each



6955S
Smoke Lustre
\$6.50 each

Wysp™ Votives

in: 3½H x 3¼Dia. mm: 89H x 95Dia. (Wt. 0.6#)

Like smoke captured in glass, the mysterious Wysp™ Votive Lamps are distinctive and entrancing. The hand-formed glass vessels possess a unique freeform top contour, making each a one-of-a-kind piece of art.

Fuel Ordering Info pg 10



HD15



HD8



6817SC
Satin Crystal
\$12.50 each



6817SCA
Amber Satin Crystal
\$12.50 each



6817SBK
Satin Black
\$12.50 each



Shown for scale



6806W
White
\$12.50 each



6806BK
Black
\$12.50 each



Lamps

Votive Columns

in: 3 3/4"H x 3Dia. mm: 90H x 76Dia. (Wt. 0.7#)

Fuel Ordering Info pg 10



HD15

HD12

HD8



6147SC
Satin Crystal
\$7.40 each



Shown for scale



6147SJ
Smoke Jewel
\$12.50 each



6147RJ
Ruby Jewel
\$12.50 each



6147CHJ
Champagne Jewel
\$12.50 each



6147CI
Clear Ice
\$9.50 each

Faceted Cubes

in: 3 3/4"H x 3Sq. mm: 83H x 76Sq. (Wt. 1.6#)

The multi-faceted surface of these votive lamps playfully refracts the candlelight creating a tantalizing display on the tabletop.

Fuel Ordering Info pg 10



HD15

HD8



5151C
Clear
\$16.00 each



5151AQ
Aqua
\$16.00 each



5151A
Amber
\$16.00 each



A Note About Breakage Due To Thermal Shock

Breakage and cracking are commonly experienced when traditional wax tealights and votives are used in glass table lamps; especially with thicker glass lamps and globes.

For this reason, **Hollowick Lamps are not recommended for use with wax tealights and votives.** The use of the proper Hollowick fuel cell will resolve this issue.

Boutique™ Votives

in: 3½H x 2½Dia. mm: 79H x 73W (Wt. 0.5#)

The engaging dot and stripe motifs of the Boutique™ Votives are carved in fine white porcelain. When lit, Boutique Votives provide a clean white-on-white look that is both fresh and elegant.

Fuel Ordering Info pg 10



HD15

HD12

HD8



6207ST
Stripes

\$19.00 each



6207D
Dots

\$19.00 each



Lamps

Mosaic Votives

in: 3½H x 3Dia. mm: 84H x 76Dia. (Wt. 1.1#)

Small tiles of glass inlaid in a decorative pattern to provide a colorful accent to your tabletop.

Fuel Ordering Info pg 10



HD15

HD12

HD8



6201A
Amber

\$16.00 each



6203M
Multi Color

\$16.00 each



Quad™ Votives

in: 4¼H x 2½Sq. mm: 111H x 64Sq. (Wt. 1.0#)

Clean and sleek, this votive sized lamp provides a striking accent to any tabletop while using a minimum amount of table space.

Fuel Ordering Info pg 10



HD15



HD8



Shown for scale



6109AG
Antique Gold
\$19.00 each



6179FA
Amber Art Deco
\$14.80 each



6179F
Clear Art Deco
\$14.80 each



6109FA
Amber Satin Panel
\$14.80 each



6109F
Clear Satin Panel
\$14.80 each



6109AJ
Amber Jewel
\$16.00 each



6109CJ
Clear Jewel
\$16.00 each



6109C
Clear
\$11.50 each



6109A
Amber
\$11.50 each

Decorative Frames

From big-city bustle to craftsman charm, frames make a strong complement to your Quad™ votives.

Direction™ Frame

in: 4½H x 3Sq. mm: 114H x 76Sq. (Wt. .1#)



| | | Clear Satin Panel | |
|--------------|--------|-------------------|----------------|
| Lamp → | 6109F | 14.80 | |
| Frame → | DQD-PC | 17.00 | |
| Total | | | \$31.80 |

Craftsman™ Frame

Frame – in: 4½H x 3½Sq. mm: 114H x 79Sq. (Wt. 0.7#)



| | | Clear Satin Panel | |
|--------------|--------|-------------------|----------------|
| Lamp → | 6109F | 14.80 | |
| Frame → | WRQD39 | 16.00 | |
| Total | | | \$30.80 |

Low Craftsman™ Frame

in: 2H x 3½Sq. mm: 51H x 89Sq. (Wt. .5#)



| | | Antique Gold | |
|--------------|---------|--------------|----------------|
| Lamp → | 6109AG | 19.00 | |
| Frame → | SWRQD39 | 12.50 | |
| Total | | | \$31.50 |



Lamps

Contour™ Votives

in: 3¾H x 3Dia. mm: 94H x 76Dia. (Wt. 0.8#)

Contour™ Votives provide a fine dining touch to any setting. This eye-catching, contemporary shape with heavy sham (base) is available in a variety of colors and finishes.

Fuel Ordering Info pg 10



HD15

HD12

HD8



6404SL
Satin Linen
\$7.40 each



Shown for scale



6404AG
Antique Gold
\$12.50 each



6404STC
Satin
Terra Cotta
\$7.40 each



6404CI
Clear Ice
\$9.50 each



6404G
Gold Lustre
\$7.40 each



6404R
Ruby Lustre
\$7.40 each



6404SDB
Satin Dark Blue
\$7.40 each



6404SSG
Satin
Seafoam
\$7.40 each



Contour™ Votives - New Finishes

Bring something new to the table; these color treatments hint of a sunrise, a sun-soaked beach, a soothing sunset, or a romantic allure.



6422G
Amber Art
\$12.00 each



6404SG
Satin Gold
\$9.00 each



6404MA
Midnight Amber
\$11.00 each



6404RG
Ruby Gold
\$11.00 each

The **Arctic Ice** finish is a hand-decorated ice glass applied in sweeping brush strokes. Each lamp is a unique and dramatic work of art.



6477LI
Arctic Ice
Linen
\$11.50 each



6477TCI
Arctic Ice
Terra Cotta
\$11.50 each



6477DBI
Arctic Ice
Dark Blue
\$11.50 each



6477SGI
Arctic Ice
Seafoam
\$11.50 each



Zen™

Single Base – in: ¾H x 4Sq. mm: 22H x 102Sq. (Wt. 0.7#)

Double Base – in: 1¼H x 5½Sq. mm: 32H x 140Sq. (Wt. 1.0#)

73C Globe – in: 4¾ H x 2⅞ Dia. mm: 117H x 60Dia. (Wt. 0.3#)

78C Globe – in: 3½ H x 2¼ Dia. mm: 89H x 57Dia. (Wt. 0.3#)

Soothing and serene, Zen™ lamps offer natural stone bases in three distinctive varieties. All Zen bases are cut from real stone, making the color and texture of each base unique.

Fuel Ordering Info pg 10

Alternate: HD15 or HD8



HD26

HD17

HD12



See pg 14 for Gala™ Fuel Cell Covers

C-17/26PC

Zen™ Base with 73C Globe and Mid-Size Gala™ Fuel Cell Cover uses HD17 or HD26 Fuel Cells



Dark Emperor Double
White Mid-Size Gala™ Fuel Cover

| | | |
|---------|----------|----------------|
| Globe → | 73C | 12.50 |
| Gala™ → | C-17/26W | 6.30 |
| Base → | ZEN-DEM2 | 22.00 |
| Total | | <u>\$40.80</u> |



Dark Emperor

| | |
|---------|----------------|
| 78SC | 12.50 |
| ZEN-DEM | 17.50 |
| | <u>\$30.00</u> |



Dark Emperor Double

| | |
|----------|----------------|
| 78C | 10.50 |
| ZEN-DEM2 | 22.00 |
| | <u>\$32.50</u> |



Shown for scale



Grey Slate

| | |
|---------|----------------|
| 78SC | 12.50 |
| ZEN-GSL | 17.50 |
| | <u>\$30.00</u> |



Grey Slate Double

| | |
|----------|----------------|
| 78C | 10.50 |
| ZEN-GSL2 | 22.00 |
| | <u>\$32.50</u> |



Gold Travertine

| | |
|---------|----------------|
| 78C | 10.50 |
| ZEN-GTR | 17.50 |
| | <u>\$28.00</u> |



Gold Travertine Double

| | |
|----------|----------------|
| 78SC | 12.50 |
| ZEN-GTR2 | 22.00 |
| | <u>\$34.50</u> |

Mystic™

in: 4H x 4¼Dia. mm: 102H x 108Dia. (Wt. 1.6#)

Take cover beneath the dramatic glowing grooves of Mystic™. This hand-blown glass lamp will add a veil of intrigue to your dining experience.



HD15

HD12

HD8



4100
Mystic Glass Lamp
\$32.00 each



Tetra™ Votives

in: 3½H x 3Sq. mm: 89H x 75Sq.
(Wt. 1.0#)

The modern soft square design of the Tetra™ Votive will elegantly accent any table. Tetra Votives are available in a variety of colors and finishes.

Fuel Ordering Info pg 10



HD15



HD12



HD8



6505CJ
Clear Jewel
\$9.50 each



65881BK
Splash Black
\$12.50 each



65881R
Splash Red
\$12.50 each



6505AG
Antique Gold
\$12.50 each



6505SL
Satin Linen
\$7.40 each



6505SDB
Satin Dark Blue
\$7.40 each



6505STC
Satin Terra Cotta
\$7.40 each



Shown for scale



6505SSG
Satin Seafoam
\$7.40 each





Saturn™

Base – in: 2½H x 4¾Dia. mm: 53H x 92Dia. (Wt. 0.5#)

Globe – in: 3½H x 2¼Dia. mm: 89H x 57Dia. (Wt. 0.3#)

The exceptional Saturn™ lamp appears to float above tabletop surfaces. Precisely machined brushed aluminum surfaces give this eye-catching lamp a clearly modern look.

Fuel Ordering Info pg 10



HD26

HD17

HD12

Alternate:
HD15 or
HD8



| | | |
|------------------|-------|----------------|
| Brushed Aluminum | | |
| Globe → | 78C | 10.50 |
| Base → | SAT29 | 16.00 |
| Total | | \$26.50 |



| | |
|------------------|----------------|
| Brushed Aluminum | |
| 78SC | 12.50 |
| SAT29 | 16.00 |
| | \$28.50 |

Gemini™

Base – in: 1½H x 3¾Dia. mm: 38H x 79Dia. (Wt. 0.5#)

Globe – in: 3H x 3Dia. mm: 76H x 76Dia. (Wt. 0.4#)

The stylishly tapered brushed aluminum Gemini™ lamp is smartly accented with a clean black line. This distinctive design is perfectly suited for any contemporary setting.

Fuel Ordering Info pg 10



HD26

HD17

HD12

Alternate:
HD15 or
HD8



| | |
|------------------|----------------|
| Brushed Aluminum | |
| 71SC | 10.00 |
| GEM29 | 19.00 |
| | \$29.00 |



Rondo™

Base – in: 1½H x 3¼Dia. mm: 41H x 95Dia. (Wt. 0.2#)
 Globe – in: 4¾H x 2¾Dia. mm: 117H x 62Dia. (Wt. 0.3#)



HD26



HD17

The Rondo™ Lamp is a simple yet elegant wooden rounded base. The streamlined design makes the lamp ideal for upscale modern table settings. It is available in two colors: Black and Wood.

Fuel Ordering Info pg 10



C-17/26PC

See pg 14 for Gala™ Fuel Cell Covers

Black

| | |
|------|----------------|
| 73SC | 14.80 |
| 330 | 10.50 |
| | <u>\$25.30</u> |

Wood

Polished Chrome Mid-Size Gala™ Fuel Cell Cover

| | | |
|--------------|-----------|----------------|
| Globe → | 73C | 12.50 |
| Gala™ → | C-17/26PC | 7.40 |
| Base → | 300 | 10.50 |
| <u>Total</u> | | <u>\$30.40</u> |

Horizon™

Base – in: 2¾H x 2¼Dia. mm: 60H x 70Dia. (Wt. 0.2#)
 Globe – in: 4¾H x 2¾Dia. mm: 114H x 73Dia. (Wt. 0.6#)



HD26



HD17

The Horizon™ Lamp takes inspiration from the Scandinavian design aesthetic. The clean sleek lines and fine materials result in a sound, timeless form that will enhance any fine dining table.

Fuel Ordering Info pg 10



Shown for scale



| | |
|------|----------------|
| Wood | |
| 64SC | 12.50 |
| 200 | 10.50 |
| | <u>\$23.00</u> |

| | |
|------|----------------|
| Wood | |
| 64C | 11.50 |
| 200 | 10.50 |
| | <u>\$22.00</u> |





Cirque™

2 $\frac{5}{8}$ "D x $\frac{3}{4}$ "H (.06#)

Cirque™ bases are specially designed to pair with Hollowick's Gala™ Fuel Cell Covers. The beautifully simple wooden Cirque™ lamp base pairs with the Mid-Size Gala™ covers for HD17/26 fuel cells.

Fuel Ordering Info pg 10



HD26



HD17



C-17/26PC

See pg 14 for Gala™ Fuel Cell Covers



| | | |
|--------------|----------|----------------|
| Globe → | 73C | 12.50 |
| Gala™ → | C-17/26W | 6.30 |
| Base → | 430 | 6.30 |
| Total | | \$25.10 |

Globe – in: 4 $\frac{1}{2}$ " H x 2 $\frac{1}{8}$ " Dia.
mm: 117H x 60Dia. (Wt. 0.3#)



HD36



HD26



HD17



C-36/50PC

See pg 14 for Gala™ Fuel Cell Covers

Flip™

3 $\frac{1}{4}$ "D x 1 $\frac{1}{4}$ "H (.2#)

The Flip™ lamp base fits both size Gala™ covers. Simply "flip" the nylon base to change the look.

Fuel Ordering Info pg 10



← Reversible Base →
← Fits HD36 Fits HD17/HD26 →

| | |
|----------|----------------|
| 48C | 12.50 |
| C-36/50W | 7.40 |
| 450 | 7.40 |
| | \$27.30 |



| | |
|-----------|----------------|
| 48C | 12.50 |
| C-17/26PC | 7.40 |
| 450 | 7.40 |
| | \$27.30 |

Globe – in: 5H x 3Dia.
mm: 127H x 76Dia. (Wt. 0.5#)

Pebble™

Pebble™ lamps emit a warm natural soothing glow through a mosaic of amber colored glass. The three lamp sizes will create a beautiful banquet or lobby table centerpiece. Individual sizes give the table setter choices for filling vertical space. The large cylinder size, measuring 6 inches tall, answers the common request for taller table lamps.

Fuel Ordering Info pg 10



6256A
Amber Votive
in: 3½H x 3Dia.
mm: 86H x 76Dia.
(Wt. .6#)

\$16.00 each



46017A
Amber Cylinder
in: 4¾H x 3¼Dia.
mm: 111H x 79Dia.
(Wt. .5#)

\$17.00 each



46318A
Amber Tall Cylinder
in: 6H x 3Dia.
mm: 152H x 76Dia.
(Wt. .7#)

\$19.00 each



Shown for scale



HD15



HD12



HD8



HD26



HD17



HD12



HD42



HD26



HD17



Crackle™ Glass Votives

in: 3¼H x 3Dia. mm: 83H x 76Dia.
(Wt. 0.9#)

Colored, cracked glass features an exotic mosaic look for a fascinating show of light. Votives are also available with a frosted interior that exudes a calm soft light.

Fuel Ordering Info pg 10



HD15

HD12

HD8

Crackle™ Glass Cylinders

in: 4½H x 3¼Dia. mm: 114H x 79Dia.
(Wt. 1.0#)

Fuel Ordering Info pg 10



HD26

HD17

HD12



6301RG
Red & Gold
\$14.80 each



6351RG
Red & Gold Frosted
\$16.00 each



6301G
Gold
\$14.80 each



6351G
Gold Frosted
\$16.00 each



43017BP
Blue & Purple
\$17.00 each



43017G
Gold
\$17.00 each



43017RG
Red & Gold
\$17.00 each



Typhoon™ Lamps



HD8



5125DA
Dark Amber Spun Glass
Tealight Cylinder Lamp
in: 3 1/4" H x 2 1/8" Dia.
mm: 62H x 60Dia.
(Wt. .4#)

\$10.50 each



HD26



HD17



HD12



42517DA
Dark Amber Spun Glass
Mid-Size Cylinder Lamp
in: 5" H x 2 5/8" Dia.
mm: 142H x 74Dia.
(Wt. .7#)

\$17.50 each



HD36



HD26



HD17



48025DA
Dark Amber Spun Glass
Large Cylinder Lamp
in: 6 5/8" H x 3 1/8" Dia.
mm: 188H x 89Dia.
(Wt. 1.1#)

\$21.50 each

Delight in dancing cyclones of light when flickers reflect on sculpted ripples. Individually or composed into auroral table arrangements, the Typhoon collection will transform your affair.

Fuel Ordering Info pg 10



HD8



5125C
Clear Spun Glass
Tealight Cylinder Lamp
in: 3 1/4" H x 2 1/8" Dia.
mm: 62H x 60Dia.
(Wt. .4#)
\$9.50 each



HD26



HD17



HD12



42517C
Clear Spun Glass
Mid-Size Cylinder Lamp
in: 5" H x 2 5/8" Dia.
mm: 142H x 74Dia.
(Wt. .7#)
\$16.50 each



HD36



HD26



HD17



48025C
Clear Spun Glass
Large Cylinder Lamp
in: 6 5/8" H x 3 1/8" Dia.
mm: 188H x 89Dia.
(Wt. 1.1#)
\$20.50 each



Shown for scale



Wysp™ Cylinders

in: 4½H x 2¾Dia.

mm: 114H x 73Dia. (Wt. 0.9#)

Class on a budget. These midsized lamps feature satin etched glass with a wisp of color accent, providing a warm ambient glow.

Alternate: HD15 or HD8


Fuel Ordering Info pg 10



HD26

HD17

HD12



44017SC
Satin Crystal
\$14.20 each



44017SCA
Amber Satin Crystal
\$14.20



**Wrought Metal Leaf Ring
with Satin Crystal**

Leaf Ring – in: 2¾H x 3¾Dia.
mm: 70H x 79Dia. (Wt. 0.5#)

| | | |
|--------------|---------|----------------|
| Lamp → | 44017SC | 14.20 |
| Base → | WRLF39 | 13.80 |
| Total | | \$28.00 |




44017DB
Dark Blue
\$14.20 each



Shown for scale



44017CML
Caramel
\$14.20 each



44017GR
Green
\$14.20 each



Aurora™ Frame

Frame - in: 4½H x 3½Dia. mm: 124H x 89Dia. (Wt. .6#)
 Cylinder - in: 4½H x 2½Dia. mm: 114H x 73Dia. (Wt. .9#)

The dark bronze finished Aurora™ Frame is a fashionable finishing touch for several Hollowick cylinder lamps. The warm glow of the Amber Satin Crystal Wysp™ Cylinder Lamp coordinates perfectly.

Alternate: HD15 or HD8
 Fuel Ordering Info pg 10



Dark Bronze Frame,
 Amber Satin Crystal Wysp™ Cylinder

| | | |
|--------------|----------|----------------|
| Lamp → | 44017SCA | 14.20 |
| Frame → | WRBD39 | 20.00 |
| Total | | \$34.20 |



Lamps

Frame - in: 4½H x 3½Dia. mm: 124H x 89Dia. (Wt. .6#)
 Globe - in: 4½H x 3Dia. mm: 114H x 76Dia. (Wt. .5#)

Fuel Ordering Info pg 10



HD36



C-36/50PC

See pg 14 for
 Gala™ Fuel
 Cell Covers

**Aurora™ Frame with
 4845 Globe and Large
 Gala™ Fuel Cell Cover
 uses HD36 Fuel Cell**



Dark Bronze Frame

| | | |
|--------------|----------|----------------|
| Globe → | 4845 | 13.70 |
| Gala™ → | C-36/50W | 7.40 |
| Frame → | WRBD39 | 20.00 |
| Total | | \$41.10 |



Vertical Rod Glass Cylinders

in: 4 $\frac{1}{2}$ H x 2 $\frac{1}{2}$ Dia mm: 117H x 60Dia.
(Wt. 1.1#)

Clean lines and simple design suitable for almost any environment. The vertical rods capture the candlelight just right to set the ideal mood for a perfect evening.

Alternate: HD15 or HD8
Fuel Ordering Info pg 10



HD26

HD17

HD12



Wrought Metal Leaf Ring with Clear Jewel

Leaf Ring –
in: 2 $\frac{1}{4}$ H x 3 $\frac{1}{4}$ Dia.
mm: 70H x 79Dia.
(Wt. 0.5#)

| | | |
|--------------|--------|----------------|
| Lamp → | 1502CJ | 14.80 |
| Base → | WRLF39 | 13.80 |
| Total | | \$28.60 |



1502RJ
Ruby Jewel
\$19.00 each



1502SC
Satin Crystal
\$11.50 each



1502C
Clear
\$11.50 each



1502R
Ruby
\$16.00 each

Lamps



A Note About Breakage Due To Thermal Shock

Breakage and cracking are commonly experienced when traditional wax tealights and votives are used in glass table lamps; especially with thicker glass lamps and globes.

For this reason, **Hollowick Lamps are not recommended for use with wax tealights and votives.** The use of the proper Hollowick fuel cell will resolve this issue.

Mocha™ Cylinder

in: 4¾ x 3Dia. mm: 117H x 76Dia. (Wt. 1.1#)

Give an exotic feel to any room with these mid-size, hand blown Mocha™ Cylinder lamps that feature carved vertical stripes. Lends an organic, yet totally modern flair to any dining establishment.

Alternate: HD15 or HD8
Fuel Ordering Info pg 10



HD26

HD17

HD12



Shown for scale

45017BR
Mocha™ Cylinder
\$24.50 each



Lamps

Solid Onyx

in: 4¾H x 2¾Dia. mm: 121H x 70Dia. (Wt. 1.4#)

Genuine Solid Onyx cylinder lamps. The natural variation of quartz intertwined with different minerals gives each lamp its own unique look and character. The honey color provides a warm, soothing appearance.



HD26

HD17

HD12

Alternate: HD15 or HD8
Fuel Ordering Info pg 10



47017H
Honey Onyx
\$38.00 each



Naturally occurring Onyx textures will vary. Each lamp will have a unique pattern.



Wrought Metal Leaf Ring

in: 2¾H x 3¾Dia.
mm: 70H x 79Dia. (Wt. 0.5#)

An attractive botanical accent to almost any décor. Ideal for use with Hollowick's midsize Cylinder Lamps.

| | | |
|--------|--------|---------|
| Lamp → | 47017H | 38.00 |
| Base → | WRLF39 | 13.80 |
| Total | | \$51.80 |

See page 18 for Lamp Use and Care 49

Horizontal Rib Block Lamps

in: 4 $\frac{1}{4}$ H x 2 $\frac{1}{2}$ Sq. mm: 105H x 73Sq. (Wt. 1.8#)

Understated with a touch of sophistication. Solid glass lamps add a cosmopolitan touch to any tabletop or bar area.

Alternate: HD15 or HD8
Fuel Ordering Info pg 10



HD26

HD17

HD12



1511CJ
Clear Jewel
\$19.00 each



1511A
Amber
\$16.00 each



1511SC
Satin Crystal
\$16.00 each



1511AJ
Amber Jewel
\$19.00 each



1511C
Clear
\$16.00 each

Stacked Square Block Lamps

in: 3 $\frac{3}{4}$ H x 2 $\frac{1}{2}$ Sq. mm: 94H x 71Sq. (Wt. 1.25#)

Colorful solid-glass lamps provide a sense of whimsy to any tabletop.

Alternate: HD15 or HD8
Fuel Ordering Info pg 10



HD26

HD17

HD12



1501AQ
Aqua
\$15.50 each



1501C
Clear
\$15.50 each



1501R
Ruby
\$22.00 each



1501RJ
Ruby Jewel
\$25.00 each

Optic Block™ Lamps

in: 3¼H x 2½Sq. mm: 95H x 67Sq. (Wt. 0.9#)

Optic Block™ lamps are specially designed to refract light and create dazzling displays on the tabletop. The exceptional, solid glass construction imparts an impressive high-end look and feel.

Alternate: HD15 or HD8
Fuel Ordering Info pg 10



HD26



HD17



HD12



1533R
Ruby
\$16.00 each



1533SC
Satin Crystal
\$12.50 each



Shown for scale



1533C
Clear
\$12.50 each



1533A
Amber
\$12.50 each



1533CJ
Clear Jewel
\$16.00 each



1533AJ
Amber Jewel
\$16.00 each



1533RJ
Ruby Jewel
\$19.00 each



Our optic lamps provide a dazzling starburst effect upon the tabletop.

Lamps

Mini Panel Lamps

in: 3 $\frac{3}{8}$ H x 2 $\frac{1}{4}$ Sq. mm: 98H x 68Sq.

Designed to provide a warm, comfortable ambiance where table space is a premium. The mini mica variation features an optional shade that helps provide wind resistance during outdoor use.

Mica is a naturally occurring mineral, inherently flame retardant, and can be easily cleaned by wiping gently with a damp cloth.

Fuel Ordering Info pg 10



HD15

HD12

HD8



912A Shade measures
in: 2 $\frac{1}{4}$ H x 3 $\frac{3}{8}$ Sq.
mm: 53H x 92Sq.
(Wt. 0.2#)



| | | |
|--------------|---------------|----------------|
| Shade → | 912A | 10.50 |
| Lamp → | 1200A Mica | 16.00 |
| Total | (Wt. 0.4#) | \$26.50 |

1204MP
Mother of Pearl
(Wt. 0.9#)
\$21.00 each



Our optic lamps provide a dazzling starburst effect upon the tabletop.

Large Panel Lamps

in: 5 $\frac{1}{4}$ H x 3 $\frac{3}{4}$ Sq. mm: 133H x 83Sq.

Add drama and flair to any dining setting with these larger versions of Hollowick's popular Panel Lamps.



HD3622-HL

HD3622-HL Provides 3x as much light as a standard fuel cell.
Alternate: HD36 or HD50

Fuel Ordering Info pg 10



Shown for scale



1400A
MICA
(Wt. 0.5#)
\$28.50 each



1400CSQO
Clear Optic Glass
(Wt. 1.0#)
\$31.50 each



1407OR
Orange Stained Glass
(Wt. 0.9#)
\$28.50 each



1404MP
Mother of Pearl
(Wt. 1.3#)
\$31.50 each

Mini Glass Cylinders

in: 4"H x 2"Dia.
mm: 111H x 60Dia. (Wt. 0.3#)

Miniature versions of our popular Glass Cylinders. Clean, simple one-piece design of durable laboratory glass.

Fuel Ordering Info pg 10



HD26



HD17



C-17/26PC

Mini Glass Cylinders can be used with Mid-Size Gala™ Fuel Cell Cover. Uses HD17 or HD26 Fuel Cells Only

See pg 14 for Gala™ Fuel Cell Covers



48017C
Clear

\$13.80 each



48017F
Satin Crystal

\$17.00 each

Large Glass Cylinders

in: 5½"H x 3"Dia.
mm: 140H x 76Dia. (Wt. 0.5#)

Simple one-piece design of durable laboratory glass.

Fuel Ordering Info pg 10



HD36

Large Glass Cylinder and Large Gala™ Fuel Cell Cover uses HD36 Fuel Cell



C-36/50PC

See pg 14 for Gala™ Fuel Cell Covers



| | | | |
|--------------|-----------|--------|----------------|
| Lamp → | Clear | 48000C | 18.00 |
| Gala™ → | C-36/50PC | | 8.40 |
| Total | | | \$26.40 |



48000C-IRIS
Iris Etch
\$21.00 each



48000C-LIL
Lily Etch
\$21.00 each



48000F
Satin Crystal
\$21.00 each



48000N
Nutmeg
\$21.00 each

Lamps



Cocktail II™

Bases – in: 2H x 3 $\frac{3}{8}$ Dia.

mm: 51H x 92Dia. (Wt. .8#)

This sequel is even better than the original. Cocktail II™ is a reintroduction of a Hollowick classic, remastered in four classic finishes: satin brass, chrome, polished brass and satin nickel. Base your lighting concept on Cocktail II™ and get creative with our entire legacy of globes, cylinders and chimneys. Alternate: 91-25 Refillable

Fuel Ordering Info pg 10



HD36




| | Satin Brass | |
|--------------|-------------|----------------|
| Globe → | 46AL | 20.00 |
| Base → | 502 | 26.00 |
| Total | | \$46.00 |



| | Polished Brass | |
|--|----------------|----------------|
| | 36C | 14.80 |
| | 702 | 28.00 |
| | | \$42.80 |

See pg 57 for all Cocktail II™ 3" Fitter Globes and Colors



Polished Chrome

| | |
|-----|----------------|
| 33C | 8.00 |
| 602 | 28.00 |
| | <u>\$36.00</u> |



Satin Nickel

| | |
|------|----------------|
| 48R | 18.00 |
| 2902 | 26.00 |
| | <u>\$44.00</u> |



Shown for scale



Satin Nickel

| | |
|-------|----------------|
| 487SC | 20.00 |
| 2902 | 26.00 |
| | <u>\$46.00</u> |



Polished Chrome

| | |
|-----|----------------|
| 35C | 8.50 |
| 602 | 28.00 |
| | <u>\$36.50</u> |



Polished Brass

| | |
|-----|----------------|
| 28S | 14.00 |
| 702 | 28.00 |
| | <u>\$42.00</u> |



Deco-Rings™

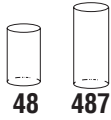
Base – in: 3½H x 3¾Dia.

mm: 89H x 86Dia. (Wt. 0.7)

Simplistic styling and clean lines add a contemporary touch to any setting.

Alternate: HD50

Fuel Ordering Info pg 10



HD36

Deco-Rings™ and Large Gala™ Fuel Cell Cover uses HD36 Fuel Cell



C-36/50PC

See pg 14 for Gala™ Fuel Cell Covers



| | | |
|--------------|-------------|----------------|
| | Satin Black | |
| Lamp → | 48SC | 17.00 |
| Base → | DRB31 | 17.00 |
| Total | | \$34.00 |

| | | |
|--|-------------|----------------|
| | Satin Black | |
| | 48C | 12.50 |
| | DRB31 | 17.00 |
| | | \$29.50 |



Lamps

Neo-Cocktails™

Base – in: 1¼H x 3¼Dia. mm: 45H x 83Dia. (Wt. 0.3#)

Cast in brushed aluminum, its clean lines and sleek design provide a contemporary interpretation to our classic cocktail base.

Fuel Ordering Info pg 10



HD36



Brushed Aluminum



Shown for scale

| | | |
|--|------|----------------|
| | 48SC | 17.00 |
| | NC29 | 14.80 |
| | | \$31.80 |

3" Fitter Globes

All globes on these pages were designed to work with a variety of Hollowick's most popular base styles, providing hundreds of mix and match combinations. Most of these globes are available in multiple colors or finishes.

3" Fitter Globes Are Designed For Use With These Base Styles:

Neo-Cocktail™ Lamps



Pg. 56

Cocktail II™ Lamps



Pg. 54

#33 Diamond Point Globes

in: 2½H x 3¾Dia. mm: 64H x 84Dia. (Wt. 0.8#)
(Note: Cannot be used with Gala™ Fuel cell covers)



33C
Clear Diamond Point
\$8.00 each



33G
Gold Diamond Point
\$11.20 each

#35 Bubble Globes

in: 3¾H x 4Dia. mm: 79H x 102Dia. (Wt. 0.4#)



35C
Clear Bubble
\$8.50 each



35SC
Satin Crystal Bubble
\$11.50 each



35S
Smoke Bubble
\$11.50 each



35G
Gold Bubble
\$11.50 each



35R
Ruby Bubble
\$11.50 each



35BL
Blue Lustre Bubble
\$11.50 each

#38 Danbury Globes

in: 4¾H x 4¾Dia. mm: 117H x 108Dia.
(Wt. 1.0#)
(Note: cannot be used with Gala™ Fuel cell covers)



38C
Clear Danbury
\$20.00 each



38SE
Satin Etch Danbury
\$21.00 each

#46 Mushroom Globes

in: 3¾H x 4¾Dia. mm: 89H x 121Dia.
(Wt. 0.5#)



46C
Clear Mushroom
\$17.00 each



46AL
Amber Lustre Mushroom
\$20.00 each

#48 Cylinder Globes

in: 5H x 3Dia. mm: 127H x 76Dia.
(Wt. 0.5#)



48C
Clear Cylinder
\$12.50 each



48SC
Satin Crystal Cylinder
\$17.00 each



48R
Ruby Cylinder
\$18.00 each

#28 Chimney Globes

in: 7¾H x 4Dia. mm: 184H x 102Dia. (Wt. 0.5#)



28C
Clear Chimney
\$11.00 each



28S
Smoke Chimney
\$14.00 each

#36 Conical Chimney Globes

in: 6¾H x 4Dia. mm: 171H x 102Dia. (Wt. 0.7#)



36C
Clear Conical
\$14.80 each



36SL
Satin Linen Conical
\$18.00 each



36AL
Amber Lustre Conical
\$18.00 each

#487 Tall Cylinder Globes

in: 7H x 3Dia. mm: 177H x 74Dia. (Wt. 0.7#)



487C
Clear Tall Cylinder
\$18.00 each



487SC
Satin Crystal Tall Cylinder
\$20.00 each

Mod™ Candlesticks

Base and Shade Support: – in: 10¼H x 4Dia. mm: 260H x 102Dia. (Wt. 2#)

The retro modern, Mod™ Candlestick is a fresh look for tall shaded table lamps. Available in two finishes, brushed stainless and dark bronze, the timeless design of the Mod lamp is both versatile and contemporary. An updated collection of stylish lamp shades helps to bring the Mod lamp into the here and now.



Fuel Ordering Info pg 10

HD3622-HL Provides 3x as much light as a standard fuel cell.
Alternate: HD36

HD3622-HL

See page 60 for Shade Options



| | | | |
|--------------|-------|----------------|--|
| | | Dark Bronze | |
| Shade → | 3951 | 22.00 | |
| Base → | 272BZ | 45.50 | |
| <u>Total</u> | | <u>\$67.50</u> | |



| | | | |
|--|--------|-------------------|--|
| | | Brushed Stainless | |
| | 397LN | 24.50 | |
| | 272BSS | 51.50 | |
| | | <u>\$76.00</u> | |



Lamps



Need More Light?

Try our “High Light” disposable fuel cell option. **3 times** the light of our standard fuel cells. Great for use with shaded lamps or wherever you’d like more light. Order #HD3622-HL. See Lamp/Fuel Cell Use Guide on page 8.

Classic™ Candlesticks

Base and Shade Support: – in: 9½H x 3Dia. mm: 238H x 92Dia.
(Wt. 1.2#)

The Classic™ Candlestick is a study in classic architectural themes. Available in three finishes, polished chrome, antique brass and dark bronze, the rich traditional design will be at home on any formal table setting. An updated collection of stylish lamp shades helps to make the Classic lamp a smart contemporary choice.




Fuel Ordering Info pg 10

HD3622-HL Provides 3x as much light as a standard fuel cell.
Alternate: HD36

HD3622-HL



Shown for scale



Lamps

See page 60 for Shade Options

Antique Brass

| | |
|-------|----------------|
| 395SW | 22.00 |
| 277AB | 45.50 |
| | <u>\$67.50</u> |

Shade Support For Replacements

(Included with base)



4845 Clear Glass
in: 4½H x 3Dia.
mm: 114H x 76Dia.
(Wt. 0.5#)

\$13.70



Dark Bronze

| | |
|-------|----------------|
| 397I | 24.50 |
| 277BZ | 45.50 |
| | <u>\$70.00</u> |



Polished Chrome

| | |
|-------|----------------|
| 393R | 36.00 |
| 277PC | 45.50 |
| | <u>\$81.50</u> |

Candlestick Shades

All fabric shades are fire retardant and coated with a flame resistant shade liner.

Mica Shades



933A Mica
in: 4½H x 4¼Sq.
mm: 121H x 114Sq.
(Wt. 0.2#)
\$24.50

936A Six Sided Mica
in: 4½H x 5 ¼W
mm: 108H x 149W
(Wt. 0.6#)
\$29.50

Drum Fabric Shades

in: 5½H x 5½Dia. (mm: 137H x 146Dia.) (Wt. 0.2#)



397FL
Flax
\$24.50

397I
Ivory
\$24.50

397LN
Linea
\$24.50

397SW
Sandalwood
\$24.50

397R
Scarlet
\$24.50

Tapered Square Fabric Shades

in: 4½H x 4¼Sq. (mm: 121H x 114Sq.) (Wt. 0.2#)



393FL
Flax
\$36.00

393I
Ivory
\$36.00

393SW
Sandalwood
\$36.00

393R
Scarlet
\$36.00

Empire™ Fabric Shades

in: 4½H x 5½Dia. (mm: 114H x 130Dia.) (Wt. 0.1#)



395FL
Flax
\$22.00

395I
Ivory
\$22.00

395SW
Sandalwood
\$22.00

395R
Scarlet
\$22.00

395SV
Silver
\$22.00

Pleated Fabric Shades



296B Black
in: 4½H x 6Dia.
mm: 114H x 152Dia.
(Wt. 0.4#)
\$22.00

296BG Burgundy
in: 4½H x 6Dia.
mm: 114H x 152Dia.
(Wt. 0.4#)
\$22.00

296I Ivory
in: 4½H x 6Dia.
mm: 114H x 152Dia.
(Wt. 0.4#)
\$22.00

296I+GR Ivory with
Green Trim
in: 4½H x 6Dia.
mm: 114H x 152Dia.
(Wt. 0.4#)
\$22.00

295I Ivory
in: 4½H x 5Dia.
mm: 114H x 127Dia.
(Wt. 0.4#)
\$22.00

Shade Support For Replacements

(Included with base)



4845 Clear Glass
in: 4½H x 3Dia.
mm: 114H x 76Dia.
(Wt. 0.5#)
\$13.70

Need More Light?

Try our "High Light" disposable fuel cell option. **3 times** the light of our standard fuel cells. Great for use with shaded lamps or wherever you'd like more light. Order #HD3622-HL. See Lamp/Fuel Cell Use Guide on page 8.





Luminaries



Hollowick Luminaries are truly the best of both worlds.
They have the beauty and character of hand-made,
crafted wax candles with the functionality and practicality
of Hollowick fuel cells.



Luminaries

The Hollowick Luminary is a hand-crafted artisanal wax candle. Each piece possesses the natural beauty of random imperfection. The proprietary glass insert design accepts Hollowick liquid tealights and votives for the ideal ambient glow. Best of all, there is no melted wax mess and clean up.

3" Diameter



HD8



9"H x 3" Dia.
mm: 228H x 76Dia.
(Wt. 2.0#)

6"H x 3" Dia. 3 1/2"H x 3" Dia.
mm: 152H x 76Dia. mm: 89H x 76Dia.
(Wt. 1.0#) (Wt. .5#)

4" Diameter



HD15



HD12




HD8



12"H x 4" Dia.
mm: 305H x 102Dia.
(Wt. 4.5#)

8"H x 4" Dia. 5"H x 4" Dia.
mm: 203H x 102Dia. mm: 127H x 102Dia.
(Wt. 3.0#) (Wt. 2.0#)



Solid Wax Shell

Glass Insert

Fuel Cell



White



Champagne



Amber

3" Diameter Luminaries

L3W White, 3 1/2"H x 3"Dia.
mm: 89H x 76Dia. (Wt. .5#)

L3PP Champagne, 3 1/2"H x 3"Dia.
mm: 89H x 76Dia. (Wt. .5#)

L3M Amber, 3 1/2"H x 3"Dia.
mm: 89H x 76Dia. (Wt. .5#)

\$17.00/ea.

L6W White, 6"H x 3"Dia.
mm: 152H x 76Dia. (Wt. 1.0#)

L6PP Champagne, 6"H x 3"Dia.
mm: 152H x 76Dia. (Wt. 1.0#)

L6M Amber, 6"H x 3"Dia.
mm: 152H x 76Dia. (Wt. 1.0#)

\$28.00/ea.

L9W White, 9"H x 3"Dia.
mm: 228H x 76Dia. (Wt. 2.0#)

L9PP Champagne, 9"H x 3"Dia.
mm: 228H x 76Dia. (Wt. 2.0#)

L9M Amber, 9"H x 3"Dia.
mm: 228H x 76Dia. (Wt. 2.0#)

\$35.00/ea.

4" Diameter Luminaries

L5W White, 5"H x 4"Dia.
mm: 127H x 102Dia. (Wt. 2.0#)

L5PP Champagne, 5"H x 4"Dia.
mm: 127H x 102Dia. (Wt. 2.0#)

L5M Amber, 5"H x 4"Dia.
mm: 127H x 102Dia. (Wt. 2.0#)

\$35.00/ea.

L8W White, 8"H x 4"Dia.
mm: 203H x 102Dia. (Wt. 3.0#)

L8PP Champagne, 8"H x 4"Dia.
mm: 203H x 102Dia. (Wt. 3.0#)

L8M Amber, 8"H x 4"Dia.
mm: 203H x 102Dia. (Wt. 3.0#)

\$44.00/ea.

L12W White, 12"H x 4"Dia.
mm: 305H x 102Dia. (Wt. 4.5#)

L12PP Champagne, 12"H x 4"Dia.
mm: 305H x 102Dia. (Wt. 4.5#)

L12M Amber, 12"H x 4"Dia.
mm: 305H x 102Dia. (Wt. 4.5#)

\$56.00/ea.

Luminaries

Additional made-to-order colors and sizes are available. Contact your Hollowick representative for more details.



Triple Red



Triple Amber



Turquoise



Triple Dusty Green



Triple Purple



Green



Red



Triple Brown



Triple White Brown



Dusty Green



Purple



Triple White Green



Solid Wax Candles



Hollowick's Select Wax® solid wax candles offer the finest quality and reliability in foodservice. We use a special wax blend designed to withstand foodservice storage and service conditions.

Choose from a wide variety: everything from tealights and votives, to pillars and even birthday candles!

HOLLOWICK'S SELECT WAX®

MADE IN THE
USA

Solid Wax Candles

Pillar Candles

PLEASE CONTACT
YOUR HOLLOWICK
DISTRIBUTOR FOR
PRICING.



P2.5W-36
White
in: 2½H x 2½Dia.
mm: 64H x 64Dia.
36/cs (Wt. 13.6#)



P3X9W-12
White
in: 9H x 3Dia.
mm: 229H x 76Dia.
12/cs (Wt. 22.2#)



P3X9I-12
Ivory
in: 9H x 3Dia.
mm: 229H x 76Dia.
12/cs (Wt. 22.2#)



P3X6I-12
Ivory
in: 6H x 3Dia.
mm: 152H x 76Dia.
12/cs (Wt. 15.2#)



P3X6W-12
White
in: 6H x 3Dia.
mm: 152H x 76Dia.
12/cs (Wt. 15.2#)



P3X6CP-12
Cappuccino
in: 6H x 3Dia.
mm: 152H x 76Dia.
12/cs (Wt. 15.2#)



P3X3W-12
White
in: 3H x 3Dia.
mm: 76H x 76Dia.
12/cs (Wt. 8.9#)



P3X3I-12
Ivory
in: 3H x 3Dia.
mm: 76H x 76Dia.
12/cs (Wt. 8.9#)



P3x3CP-12
Cappuccino
in: 3H x 3Dia.
mm: 76H x 76Dia.
12/cs (Wt. 8.9#)

Hollowick's pillar candles create an aesthetic tunneling effect while burning, minimizing drips while diffusing a warm glow from within the candle.



Tealight Candles

PLEASE CONTACT YOUR HOLLOWICK DISTRIBUTOR FOR PRICING.



TL5W-500
5 Hour Tealight
in: 3/8" H x 1 1/8" Dia.
mm: 16H x 38Dia.
4/125 inner pk, 500/cs, 16.6#/cs



TL5WPL-500
5 Hour Tealight Candle in
Clear Plastic Cup
in: 3/8" H x 1 1/8" Dia.
mm: 16H x 38Dia.
4/125 inner pk, 500/cs, 19.3#/cs



TL7W-400
7 Hour Tapered Tealight Candle
in: 3/8" H x 1 1/8" Dia.
mm: 19H x 38Dia.
4/100 inner pk, 400/cs, 16.9#/cs



MTL12W-240
12 Hour Mega Wax Tealight
in: 3/8" H x 2 1/8" Dia.
mm: 22H x 57Dia.
240/cs, 29.0#/cs

Food Warmer Votive Candles



FWV8W-288
8 Hour Food Warmer Votive
in: 1 1/4" H x 1 1/8" Dia.
mm: 32H x 37Dia.
4/72 inner pk, 288/cs, 18.4#/cs



FWV10W-288
10 Hour Food Warmer Votive
in: 1 1/8" H x 1 1/8" Dia.
mm: 37H x 37Dia.
4/72 inner pk, 288/cs, 21.0#/cs



FWV15W-144
15 Hour Tapered Food Warmer Votive
in: 2" H x 1 1/4" - 1 1/8" Dia.
mm: 51H x 44-37Dia.
4/36 inner pk, 144/cs, 16.1#/cs



FWV15WS-144
15 Hour Straight Food Warmer Votive
in: 2 1/4" H x 1 1/8" Dia.,
mm: 64H x 49Dia.
4/36 inner pk, 144/cs, 16.5#/cs

Taper Candles (Unwrapped) Cartridge and Birthday Candles



Hollowick Select Wax® high quality taper candles are designed to be smoke free and to drip less during normal use conditions. Taper candle wax is specially blended to maintain shape in normal storage conditions.

12/12 inner pk, 144/cs

| Item # | Description | (lbs/cs) |
|-------------|-----------------|-------------|
| TP8W-12DZ | White 8" Taper | (Wt. 17.5#) |
| TP10I-12DZ | Ivory 10" Taper | (Wt. 21.7#) |
| TP10R-12DZ | Red 10" Taper | (Wt. 21.7#) |
| TP10W-12DZ | White 10" Taper | (Wt. 21.7#) |
| TP12BL-12DZ | Blue 12" Taper | (Wt. 25.9#) |
| TP12GR-12DZ | Green 12" Taper | (Wt. 25.9#) |
| TP12I-12DZ | Ivory 12" Taper | (Wt. 25.9#) |
| TP12R-12DZ | Red 12" Taper | (Wt. 25.9#) |
| TP12W-12DZ | White 12" Taper | (Wt. 25.9#) |
| TP15W-12DZ | White 15" Taper | (Wt. 30.4#) |



CC4.37W-200
Cartridge Candles
in: 4 3/8" H x 1 1/8" Dia.
mm: 111H x 30Dia.
200/cs (Wt. 29.9#)

BDAS-144PKS
Spiral Stripe
Birthday Candles
Assorted Colors 24/pk
in: 2 1/4" H x 1/8" Dia.
mm: 57H x 6Dia.
12/12/24 inner pack,
3456/cs (Wt. 13.0#)

CC5.75W-480
Cartridge Candles
in: 5 3/4" H x 1 1/8" Dia.
mm: 146H x 17Dia.
480/cs (Wt 30.2#)

HOLLOWICK WAX CANDLE REPLACEMENT GUIDE

| HOLLOWICK ITEM # | | REPLACES SternoCandleLamp™ | HOLLOWICK ITEM # | | REPLACES SternoCandleLamp™ |
|------------------|----------------------------------|----------------------------|------------------|-----------------|----------------------------|
| TL5W-500 | 5 Hr Tealight | 40100 | TP8W-12DZ | White 8" Taper | |
| FWV8W-288 | 8 Hr Food Warmer Votive | 40102 | TP10I-12DZ | Ivory 10" Taper | |
| FWV10W-288 | 10 Hr Food Warmer Votive | 40105 | TP10R-12DZ | Red 10" Taper | 40140 |
| FWV15W-144 | 15 Hr Tapered Food Warmer Votive | 40107 | TP10W-12DZ | White 10" Taper | 40142 |
| CC4.37W-200 | Cartridge Candle | 40178 | TP12BL-12DZ | Blue 12" Taper | 40144 |
| CC5.75W-480 | Cartridge Candle | 40176 | TP12GR-12DZ | Green 12" Taper | 40146 |
| BDAS-144PKS | Birthday Candles | 40180 | TP12I-12DZ | Ivory 12" Taper | 40148 |
| CL530-48 | CaterLite™ | 40110 | TP12R-12DZ | Red 12" Taper | 40150 |
| CL830-48 | CaterLite™ | 40114 | TP12W-12DZ | White 12" Taper | 40152 |
| | | | TP15W-DZ | White 15" Taper | 40154 |

Solid Wax Candles

HOLLOWICK'S
SELECT WAX®

MADE IN THE
USA

Knobby™ Candles

PLEASE CONTACT YOUR HOLLOWICK
DISTRIBUTOR FOR PRICING.



KG60F-12
Frosted

60 hour disposable candle in frosted glass
in: 3¾H x 3¾Dia.
mm: 95H x 95Dia.
12/cs
(Wt. 11.5#)



KG60C-12
Clear

60 hour disposable candle in clear glass
in: 3¾H x 3¾Dia.
mm: 95H x 95Dia.
12/cs
(Wt. 11.5#)



Floating Candles



FC2W-144
White
in: 1½H x 2Dia.
mm: 30H x 51Dia.
144/cs (Wt. 15.9#)



FC3W-72
White
in: 1½H x 3Dia.
mm: 30H x 76Dia.
72/cs (Wt. 16.4#)

CaterLites™



CL530F-48
5 hour CaterLite™
disposable candle in frosted glass
in: 1½H x 2Dia.
mm: 48H x 51Dia.
2/24 inner pk, 48/cs
(Wt. 11.8#)



CL530-48
5 hour CaterLite™
disposable candle in clear glass
in: 1½H x 2Dia.
mm: 48H x 51Dia.
2/24 inner pk, 48/cs
(Wt. 11.8#)



CL830-48
8 hour CaterLite™
disposable candle in clear glass
in: 1½H x 2Dia.
mm: 48H x 51Dia.
2/24 inner pk, 48/cs
(Wt. 12.5#)



Solid Wax Candles



Chafing and Cooking Fuels



Chafing Fuel

Hollowick offers a full compliment of chafing fuels designed to meet virtually any application. Choose from any one of our various wick chafing fuels that are known for their performance and safety.

All our chafing fuel products are clean burning and Made in the U.S.A.

Butane Fuel & Accessories


Butane fuel is ideal for tableside cooking and buffet stations. Rely on Hollowick Butane fuel and accessories to help create the perfect meal presentation for your customers.

Easy Heat[®]

Adjustable Heat

MADE IN THE
USA

One can offers three distinct heat settings.



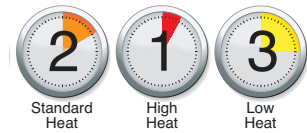
Burn Times



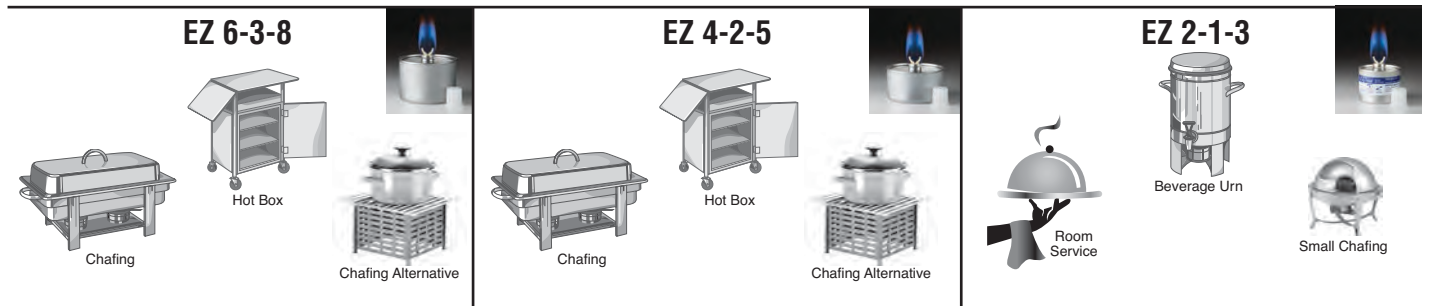
Burn Times



Burn Times



Applications



Reusable



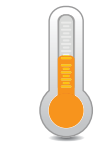
Easy Heat is reusable. Easy Heat wicks will not melt or deform during use. The specially designed cap will automatically reset the wick to standard heat setting.

Easy Heat[®]

Safe


| | |
|--|--|
| | <p>Cool An external wick means the can stays cool making Easy Heat safer to handle than a gel fuel. Placing cans directly on a tabletop is no longer an issue.</p> |
| | <p>Sealed With Easy Heat, all the fuel is safely sealed in its container. There is no worry of messy or dangerous spill accidents. The wick burns - not the liquid.</p> |
| | <p>Odorless With odorless burning, you'll smell the food, not the fuel!</p> |
| | <p>No Shipping or Storage Restrictions Easy Heat is non-hazardous by D.O.T. regulations. You'll have no worries about shipping restrictions, storage limitations or insurance. The fuel used, Diethylene Glycol (DEG), is in the same non-flammable category as vegetable oil (NFPA Class IIIB Combustible Liquid).</p> |

Hot



Standard Heat

Easy Heat at Standard Heat is equal to Gel fuel heat output.



High Heat

Short on set up time? Easy Heat on High Heat gets your chafing pan HOT - FAST!

Efficient



One can of Easy Heat 6-3-8, set to standard heat, provides the same burn time as 3 cans of gel fuel. This saves labor and significantly reduces inventory and waste.

Economical



Easy Heat is less expensive to use than gel chafing fuels when comparing costs per burn hour.

PLEASE CONTACT YOUR HOLLOWICK DISTRIBUTOR FOR PRICING

| | Item Number | Burn Hours/Weight | Can Dimensions | Case Qty. | Cases/Pallet | Case Weight |
|--|------------------|---|---|---------------|--------------|-------------|
| | EZ 6-3-8 | 6, 3 or 8 burn hours Net Wt. 9.7 oz (270g) | 2 3/8"H x 3 3/8"Dia. mm: 60H x 86Dia. | 24/case | 60 | 18.8# |
| | EZ 4-2-5 | 4, 2, or 5 burn hours Net Wt. 6.5 oz. (181g) | 1 3/4"H x 3 3/8"Dia. mm: 44H x 86Dia. | 24/case | 60 | 13.4# |
| | EZ 2-1-3 | 2, 1, or 3 burn hours Net Wt. 3.6 oz. (102g) | 1 7/8" H x 2 1/2" Dia mm: 47H x 64Dia. | 48/case | 60 | 14.1# |
| | EZ638-6PK | 6, 3 or 8 burn hours Net Wt. 9.7 oz. (270g) | 2 3/8"H x 3 3/8"Dia. mm: 60H x 86Dia. | 6 cans/carton | 240 | 4.7# |



Xtreme WICK™ CHAFING FUEL

XtremeHeat®

Hollowick's 4-Hour XtremeHeat® Liquid Chafing Fuel offers maximum heat output with all the safety benefits of liquid fuel.



Burn Time

XTRM4-24
XtremeHeat®
4 Hour Chafing Fuel

Safe



Odorless

With odorless burning, you'll smell the food, not the fuel!



No Shipping or Storage Restrictions

XtremeHeat® is non-hazardous by D.O.T. regulations. You'll have no worries about shipping restrictions, storage limitations or insurance. The fuel used, Diethylene Glycol (DEG), is in the same non-flammable category as vegetable oil (NFPA Class IIIB Combustible Liquid). Unlike gel fuel, XtremeHeat® fuel will not burn without a wick.

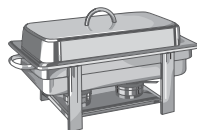


Hot



The unique "X" design of the trademarked **Xtreme WICK™** allows for a larger, hotter flame compared to most liquid wick fuels. Xtreme Heat burns hotter than gel fuels.

Applications



Chafing



Hot Box



Chafing Alternative

Reusable

Simply pop the top and light the quick-lighting center wick. The top may also be replaced for reuse.

[PLEASE CONTACT YOUR HOLLOWICK DISTRIBUTOR FOR PRICING](#)

| Item Number | Burn Hours/Weight | Dimensions | Case Qty. | Cases/Pallet | Case Weight |
|-----------------|---|--|-----------|--------------|-------------|
| XTRM4-24 | 4 Hour Chafing Fuel Net Wt. 9.9 oz. (280g) | in: 2 3/8" H x 3 3/8" Dia. mm: 60H x 86Dia. | 24/case | 70 | 18.3# |

Direct Replacement For: Sterno® Hot Spot® (10115), Safe Heat® with Powerpad® (10114)

Buffet Heat™

WICK CHAFING FUEL

Hollowick's new 6-Hour BuffetHeat™ Wick Chafing Fuel offers a six hour burn at an affordable price. Ideal for the chafer and many other warming needs.



Burn Time

MADE IN THE
USA



BUFF6-24
BuffetHeat™
6 Hour Wick Chafing Fuel

Safe



Odorless

With odorless burning, you'll smell the food, not the fuel!



No Shipping or Storage Restrictions

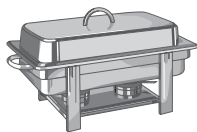
BuffetHeat™ is non-hazardous by D.O.T. regulations. You'll have no worries about shipping restrictions, storage limitations or insurance. The fuel used, Diethylene Glycol (DEG), is in the same non-flammable category as vegetable oil (NFPA Class IIIB Combustible Liquid). Unlike gel fuel, BuffetHeat™ fuel will not burn without a wick.



Cool

An external wick means the can stays cool making BuffetHeat™ safer to handle than a gel fuel. Placing cans directly on a tabletop is no longer an issue.

Applications



Chafing



Room Service




Beverage Urn

Reusable

Simply pop the top and light the quick-lighting center wick. The top may also be replaced for reuse.

PLEASE CONTACT YOUR HOLLOWICK DISTRIBUTOR FOR PRICING

| Item Number | Burn Hours/Weight | Dimensions | Case Qty. | Cases/Pallet | Case Weight |
|---|--------------------------|--|-----------|--------------|-------------|
|  BUFF6-24 | 6 Hour Wick Chafing Fuel | in: 2 3/8" H x 3 3/8" Dia. mm: 60H x 86Dia. | 24/case | 70 | 16.8# |



Hot 5™ Five Hour Wick Chafing Fuel

Hot 5™ is a value priced 5 hour wick chafing fuel from Hollowick specially designed for super easy use.



Safe

MADE IN THE USA



Cool
Fuel can stays cool when lit. Safer to handle than gel fuel. Cans may be placed directly on tabletops.



Sealed
The fuel in the can is safely sealed. Only the wick burns, therefore the can is safer to handle.

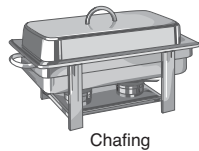


Odorless
With odorless burning, you'll smell the food, not the fuel!



No Shipping or Storage Restrictions
Nonhazardous, no shipping restrictions, no storage limitations or insurance issues.

Applications



Chafing



Room Service




Beverage Urn

Reusable

Hot 5™ may be recapped after use and used again, reducing waste.

PLEASE CONTACT YOUR HOLLOWICK DISTRIBUTOR FOR PRICING

| Item Number | Burn Hours/Weight | Dimensions | Case Qty. | Cases/Pallet | Case Weight |
|--|---|--|-----------|--------------|-------------|
|  HOT5-24 | 5 Hour Wick Chafing Fuel Net Wt. 7.05 oz. (200g) | in: 1 3/4" H x 3 3/8" Dia. mm: 45H x 86Dia. | 24/case | 60 | 14.8# |



Hollowick Gel Chafing Fuel

GEL HEAT PINK (Ethanol)

Superior Performance - Hotter and longer burning than most comparable gel products available today. (Item#: GHPINK)

GEL HEAT BLUE (Methanol)



Clean Burning - Least amount of soot residue or odor compared to other available gel chafing fuel products. (Item#: GHBLUE)

MADE IN THE USA






















Burn Time

PLEASE CONTACT YOUR HOLLOWICK DISTRIBUTOR FOR PRICING

| Item Number | Burn Hours/Weight | Dimensions | Case Qty. | Cases/Pallet | Case Weight |
|---|---|--|-----------|--------------|-------------|
|  GHPINK | 2 Hr. Ethanol Gel Chafing Fuel Net Wt. 7.0 oz. (200g) | in: 2 3/8" H x 3 3/8" Dia. mm: 60H x 86Dia. | 72/case | 56 | 37.3# |
|  GHBLUE | 2 Hr. Methanol Gel Chafing Fuel Net Wt. 7.0 oz. (200g) | in: 2 3/8" H x 3 3/8" Dia. mm: 60H x 86Dia. | 72/case | 56 | 37.3# |

Chafing Fuel Family

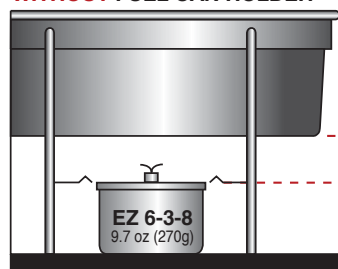
| |  Easy Heat [®] High Heat |  HOLLOWICK'S XtremeHeat [®] XTREME WICK [®] CHAFING FUEL |  Easy Heat [®] Standard Heat |  HOLLOWICK'S Gel Heat [®] GEL CHAFING FUEL |  HOLLOWICK'S Gel Heat [®] GEL CHAFING FUEL |  Buffet Heat [™] WICK CHAFING FUEL Stem Wick [®] |  5 HOT [®] Wick Fuel |  Easy Heat [®] Low Heat |
|---|---|---|---|--|---|---|--|--|
|  Burn Time |  1 Hr. 2 Hr. 3 Hr. | 4 Hours |  2 Hr. 4 Hr. 6 Hr. | 2 Hours | 2 Hours | 6 Hours | 5 Hours |  3 Hr. 5 Hr. 8 Hr. |
|  Heat Output | Highest | High | High | High | High | Medium | Medium | Lowest |
|  Applications | Chafing Hot Box Chafing Alternative | Chafing Hot Box | Chafing Hot Box Chafing Alternative | Chafing | Chafing | Chafing Beverage Urn Room Service | Chafing Beverage Urn Room Service | Small Chafing Beverage Urn Room Service Chafing Alternative |
|  ADJUSTABLE HEAT | Yes | No | Yes | No | No | No | No | Yes |
|  Quick to Temp | Quickest Approximately 18 minutes to boil (2 cans) | Quick Approximately 30 minutes to boil (2 cans) | Quick Approximately 35 minutes to boil (2 cans) | Quick Approximately 35 minutes to boil (2 cans) | Quick Approximately 36 minutes to boil (2 cans) | N/A | N/A | N/A |
|  MADE IN THE USA | Yes | Yes | Yes | Yes | Yes | Yes | Yes | Yes |
|  Can cool to touch | Yes | No | Yes | No | No | Yes | Yes | Yes |
|  Shipping/ Storage Restrictions | None | None | None | Yes Hazardous Material | Yes Hazardous Material | None | None | None |

Important information on using Chafing fuels

The proper placement of any fuel source is critically important to get maximum heat performance. A wide variation in distance from the fuel retainers to the bottom of the water pan exists in various models of chafing dishes. We have seen variations of as much as 7 inches.

Since Easy Heat cans do not get hot, placing them directly on the table is not a problem.

WITHOUT FUEL CAN HOLDER

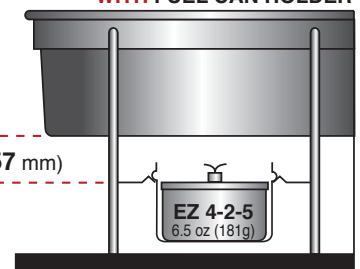


Placement of the Fuel can under the chafer is critically important to get the maximum heat value from the product.

1 3/4" (45 mm) to 2 1/4" (57 mm)

Hint: The length of a typical car or house key.

WITH FUEL CAN HOLDER





Butane Fuel and Accessories

Hollowick professional portable butane stoves are ideal for catering, tableside cooking, buffet stations and tailgating.

Available in 15,000 and 10,000 BTU/hr, Hollowick stoves are high quality and ETL approved.

Both Stoves Feature:

- Wind Guard Ideal for Outdoor Catering
- Adjustable Heat Range, from Boil to Simmer
- Automatic Piezo Electronic Ignition System
- In Line Regulator with Pressure Sensing Shut Off
- High Impact Protective Carrying Case

CMST-15K Butane Stove with Carrying Case



CMST-15K
15,000 BTU Portable Stove,
Hard shell carrying case included
in: 13½W x 11½D x 5H
mm: 343W x 292D x 127D
Case Pack: 1 each (Wt. 4.8#)

\$64.00 each



CMST-10K Butane Stove with Carrying Case



CMST-10K
Stove with case
in: 13½W x 11½D x 5H
mm: 343W x 292D x 127D
Case Pack: 1 each (Wt. 4.8#)
\$44.00/ea.

Butane Fuel and Accessories

CT200-SNGL / CT200 Large Professional Chef's Torch

- High Performance Flame
- Heats Up To 2,642°F / 1450°C
- Push Button Automatic Ignition
- Equipped With Anti-Flare Device
- Burns Up To 3 Hours per 8 oz. Canister



CT200-SNGL
Large Professional
Single Torch
Case Pack: 1 ea.
(Wt./ea. 1.0#)
\$38.00/ea.

CT200
Large Professional
Case Torch
Case Pack: 12 ea.
(Wt./cs. 12.0#)
\$432.00/cs.



CT100-SNGL / CT100 Small Professional Chef's Torch

- Heats Up To 2,012°F / 1100°C
- Push Button, Automatic Ignition
- Equipped With Anti-Flare Device
- Burns Up To 3 Hours per 8 oz. Canister



CT100-SNGL
Small Professional
Single Torch
Case Pack: 1 ea.
(Wt./ea. 0.5#)
\$34.00/ea.

CT100
Small Professional
Case Torch
Case Pack: 12 ea.
(Wt./cs. 6.0#)
\$408.00/cs




Butane Fuel

- 8 oz. Canister (227 g.)
- UL Listed to include any Hollowick or BBQ1000 Series Stove
- Burns up to 2 hours at high heat and up to 4 hours at a simmer



BF008
Butane Fuel
Case Pack: 12/ea.
(Wt./cs. 9.8#)
Contact Your Hollowick
Distributor for Fuel Pricing



Refillable Butane Lighter

- Individually Packaged
- Child Resistant Safety Mechanism & C.P.S.C.
- Safety Trigger Lock
- Flame Adjusting Lever
- Fuel Level Window
- Reaches Hard-to-Light Places



BL20C-24
Refillable Butane Lighter
Case Pack: 24 ea.
(Wt./cs. 4.0#)
\$72.00/cs

BL20C-144
Refillable Butane Lighter
Case Pack: 144 ea.
(Wt./cs. 25.8#)
\$360.00/cs

Chafing and Cooking Fuels Replacement Guides

HOLLOWICK EASY HEAT® WICK LIQUID CHAFING FUEL REPLACEMENT GUIDE:

| | HOLLOWICK® | Sterno® | | | | Blaze® | |
|----------------------------|-----------------|-----------------------|--------------|--------------|------------------------|--------------|--------------|
| | | Safe Heat® Power Pad® | Handy Wick® | Stem Wick | Safe Heat® Green Stem® | | |
| Product No. | EZ 6-3-8 | 10116 | 10110 | 10102 | 10122 | LB300 | SB301 |
| Case Pack | 24 | 24 | 24 | 24 | 24 | 24 | 24 |
| Advertised burn hours/can | 6-3-8 | 6 | 6 | 6 | 6 | 5.5 | 5.5 |
| Advertised burn hours/case | 144-72-192 | 144 | 144 | 144 | 144 | 132 | 132 |
| Product No. | EZ 4-2-5 | 10114 | 10106 | | 10120 | LB700 | SB700 |
| Case Pack | 24 | 24 | 24 | | 24 | 24 | 24 |
| Advertised burn hours/can | 4-2-5 | 4 | 4 | | 4 | 4 | 4 |
| Advertised burn hours/case | 96-48-120 | 96 | 96 | | 96 | 96 | 96 |
| Product No. | EZ 2-1-3 | 10112 | 10104 | 10100 | 10118 | | |
| Case Pack | 48 | 48 | 24 | 24 | 24 | | |
| Advertised burn hours/can | 2-1-3 | 2 | 2 | 2 | 2 | | |
| Advertised burn hours/case | 96-48-144 | 96 | 48 | 48 | 48 | | |

HOLLOWICK BUFFET HEAT™ CHAFING FUEL REPLACEMENT GUIDE:

| | HOLLOWICK® | Sterno® | | | | Blaze® | |
|----------------------------|-----------------|---------|--------------|--------------|------------------------|--------------|--------------|
| | | | Handy Wick® | Stem Wick® | Safe Heat® Green Stem® | | |
| Product No. | BUFF6-24 | | 10110 | 10102 | 10122 | LB300 | SB301 |
| Case Pack | 24 | | 24 | 24 | 24 | 24 | 24 |
| Advertised burn hours/can | 6 | | 6 | 6 | 6 | 5.5 | 5.5 |
| Advertised burn hours/case | 144 | | 144 | 144 | 144 | 132 | 132 |

HOLLOWICK XTREME HEAT® LIQUID CHAFING FUEL REPLACEMENT GUIDE:

| | HOLLOWICK® | Sterno® Hot Spot | Sterno® Safe Heat® Power Pad® | | |
|----------------------------|-----------------|------------------|-------------------------------|--|--|
| Product No. | XTRM4-24 | 10115 | 10114 | | |
| Case Pack | 24 | 24 | 24 | | |
| Advertised burn hours/can | 4 | 4 | 4 | | |
| Advertised burn hours/case | 96 | 96 | 96 | | |

HOLLOWICK GEL CHAFING FUEL REPLACEMENT GUIDE:

| Ethanol Gel | HOLLOWICK® | Sterno® | | Blaze® |
|----------------------------|---------------|---------------------------|-----------------|--------------|
| | | Ethanol Gel 2 HR | Green Heat 2 HR | |
| Product No. | GHPINK | 20108 | 20112 | GB100 |
| Case Pack | 72 | 72 | 72 | 72 |
| Advertised Burn hours/can | 2 | 2 | 2 | 2 |
| Advertised burn hours/case | 144 | 144 | 144 | 144 |
| Methanol Gel | HOLLOWICK® | Handy Fuel® Methanol 2 HR | | Blaze® |
| Product No. | GHBLUE | 20102 | | BB100 |
| Case Pack | 72 | 72 | | 72 |
| Advertised Burn hours/can | 2 | 2 | | 2 |
| Advertised burn hours/case | 144 | 144 | | 144 |

HOLLOWICK BUTANE FUEL REPLACEMENT GUIDE:

| | HOLLOWICK® | Sterno® | Iwatani® | ChefMaster™ |
|--------------------|--------------|--------------|----------------|----------------|
| Product No. | BF008 | 50100 | BU-6 | 40062 |
| Contents | 8 oz. (227g) | 8 oz. (226g) | 7.8 oz. (221g) | 7.8 oz. (221g) |
| Case Pack | 12 | 12 | 12 | 12 |



Flameless Lighting



Rechargeable Candles

Indoor/Outdoor Pillars


Accessories

Hollowick is proud to offer flameless candles that stand at the forefront of commercial LED lighting. Increasing demands by foodservice professionals for exceptional performance and lifelike ambiance drives innovation and enhancement to the Hollowick Flameless line. Our industry-leading flicker technology, battery life and warranties illustrate our firm commitment to improving customer service, product satisfaction and the overall guest experience.

What is LED (Light Emitting Diode) Technology?

LED Technology is tiny cool-burning light bulbs that fit easily into an electric circuit. Benefits of LED lights:

- Extremely Long Life - Last 20 times longer than incandescent bulbs
- Very Durable - Nearly impossible to break with vibration or shock
- Less Heat - Same light output as incandescent, but with a fraction of the heat
- Exceptional Energy Efficiency - Very low draw on batteries = long battery life



Evolution Rechargeable LED Series

Rechargeable
Lithium Ion Battery



24 hrs of light
from a 6 hr charge

TruFlame™
LED Candlelight Color



Natural Flicker
Technology

ONE YEAR
LIMITED

1

WARRANTY

Optional
Remote Control



On/Off
Static/Flicker

Optional
Smart Guard



Anti Theft
Device Inside



Candlelight

The Evolution Line represents the next generation of flameless table lighting for the commercial tabletop industry. With its induction charging system, Smart Guard theft deterrent system and now the remote control option, restaurants, hotels and nightclubs can provide the most realistic flame-like appearance any flameless system has to offer. Evolution Candles have both a flicker and a static mode.



Linkable Induction Charging Trays – With no metal charging pins, induction charging trays and candles are built to withstand the rigors of continuous commercial use. Four trays may be linked per power adaptor, allowing up to 48 candles to charge per adaptor.



Evolution candles fit most
Hollowick Lamps.

Induction Charging System



CANDLE OPERATION:

- Press once to activate “FLICKER” mode
- Press again for “STATIC” mode (continuous light)
- Press again to turn “OFF”



Batteries will stay fresh on tray and won't overcharge

Solid **Red** = Charging
Solid **Green** = Fully Charged

Optional Remote Control

- Remote Control functions: On/Off; Flicker/Static
- Remote operating radius is approximately 20 feet
- Remote will control any Evolution Remote candle
- Remote powered by one replaceable CR2025 battery (included)
- One Remote is included with each Evolution Remote system set (remotes also sold separately)

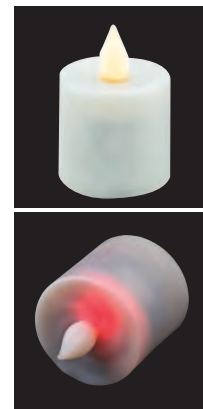


Optional Smart Guard Theft Deterrent System

Smart Guard is an optional anti theft system, available only on the Evolution series, to help deter theft. How it works:

- Smart guard activates when Evolution candles are turned on
- If picked up for more than 5 seconds, candles with Smart Guard will turn off and a red light indicator on the top of the candle will flash
- If the candle is not returned to its upright position within 5 seconds it will also start to “beep”
- Once it is returned to its upright position the candle will reset
- If the candle is not returned to a stable upright position then the red flashing light and beeping will continue

Turning the candle off does NOT deactivate Smart Guard. Smart Guard is active in ANY mode once turned on and remains active until it is returned to the powered charging tray.



Evolution Rechargeable LED Series

| | Item # | Description | Shipping Wt. lbs. | Dimensions L" x W" x H" * | List PRICE |
|---|---------------|---|-------------------|---------------------------|--------------|
|  | #EVOX12-CL | Evolution - Set of 12 Candles - Includes Power Adaptor, Charging Tray, & 12 Candles | 6# | 12 x 4.75 x 2.25 | \$499.00 |
| | #EVOX/RC12-CL | Evolution REMOTE - Set of 12 Candles - Includes Power Adaptor, Charging Tray, 1 Remote, & 12 Candles  | 6# | 12 x 4.75 x 2.25 | \$599.00 |
| | #EVOG12-CL | Evolution WITH SMART GUARD - Set of 12 Candles - Includes Power Adaptor, Charging Tray, & 12 Candles  | 6# | 12 x 4.75 x 2.25 | \$599.00 |
|  | #EVOX24-CL | Evolution Set of 24 Candles - Includes Power Adaptor, 2 Charging Trays, & 24 Candles | 8# | 12 x 9.5 x 2.25 | \$948.00 |
| | #EVOX/RC24-CL | Evolution REMOTE - Set of 24 Candles - Includes Power Adaptor, 2 Charging Trays, 2 Remotes, & 24 Candles  | 8# | 12 x 9.5 x 2.25 | \$1138.10 |
| | #EVOG24-CL | Evolution WITH SMART GUARD - Set of 24 Candles - Includes Power Adaptor, 2 Charging Trays, and 24 Candles  | 8# | 12 x 9.5 x 2.25 | \$1138.10 |
|  | #EVOX36-CL | Evolution - Set of 36 Candles - Includes Power Adaptor, 3 Charging Trays, & 36 Candles | 11# | 12 x 14.25 x 2.25 | \$1384.73 |
| | #EVOX/RC36-CL | Evolution REMOTE - Set of 36 Candles - Includes Power Adaptor, 3 Charging Trays, 3 Remotes, & 36 Candles  | 11# | 12 x 14.25 x 2.25 | \$1662.23 |
| | #EVOG36-CL | Evolution WITH SMART GUARD - Set of 36 Candles - Includes Power Adaptor, 3 Charging Trays, & 36 Candles  | 11# | 12 x 14.25 x 2.25 | \$1662.23 |
|  | #EVOX48-CL | Evolution - Set of 48 Candles - Includes Power Adaptor, 4 Charging Trays, & 48 Candles | 14# | 12 x 19 x 2.25 | \$1796.40 |
| | #EVOX/RC48-CL | Evolution REMOTE - Set of 48 Candles - Includes Power Adaptor, 4 Charging Trays, 4 Remotes, & 48 Candles  | 14# | 12 x 19 x 2.25 | \$2156.40 |
| | #EVOG48-CL | Evolution WITH SMART GUARD - Set of 48 Candles - Includes Power Adaptor, 4 Charging Trays, & 48 Candles  | 14# | 12 x 19 x 2.25 | \$2156.40 |
| Evolution Parts and Accessories | | | | | |
|  | #EVOX-CL | Evolution Candle Replacements | .25# | 1.5 x 2.25 | \$31.60/ea. |
| | #EVOX/RC-CL | Evolution REMOTE Control Candle Replacements (Does not include a Remote Control)  | .25# | 1.5 x 2.25 | \$39.50/ea. |
| | #EVOG-CL | Evolution Candle Replacements WITH SMART GUARD  | .25# | 1.5 x 2.25 | \$39.50/ea. |
|  | #EVO-CT | Evolution Induction Charging Tray | 1.25# | 12 x 4.75 x 1.5 | \$155.00/ea. |
|  | #EVOADP-UL | Evolution Multi-Tray Power Adaptor | 1# | | \$82.50/ea. |
|  | #EVO-RC | Evolution REMOTE Control For use with Evolution Remote Candles  | .24# | 3.4 x 1.5 | \$10.00/ea. |

* CANDLE HEIGHT IS THE TOTAL HEIGHT OF CANDLE, TIP INCLUDED
www.HOLLOWICK.com

Platinum Rechargeable LED Series

Rechargeable NiMh Battery



Up to **18** hrs of light from an 8 hr charge

ONE YEAR LIMITED

1

WARRANTY



Amber




Warm White



Platinum candles fit most Hollowick Lamps.

The Platinum Series leads the market of Nickel Metal Hydride (NiMh) commercial rechargeable systems. Designed specifically to withstand the rigors of the foodservice environment, the Platinum system, available in two colors, is the smart choice for flameless table lighting.

- Patented enhanced random flicker technology
- Linkable wall-mountable charging trays
- Two color choices: Warm White & Amber




Linkable Charging Trays – The charging tray features a solid, durable receiving pin that is designed to withstand the rigors of commercial use and is less prone to breakage as some lesser quality systems are known to be. Four trays may be linked per power adaptor, allowing up to 48 candles to charge per adaptor. The Platinum Series charging tray is designed so it can be mounted on a wall, preserving valuable counter and table space.



Nickel Metal Hydride (NiMh) Batteries – An 8 hour charge produces up to 18 hours of run time.

Charging Indicators – LEDs on the charging tray indicate charging status for each candle. **GREEN** means fully charged; **RED** means charging

No Overcharging Worries - Our commercial rechargeable systems are designed to charge each candle as needed and to adequately keep each candle unit fresh






| | Item # | Description | Shipping Weight lbs. | Dimensions L" x W" x H" * | List PRICE |
|---------------------------------------|-------------|--|----------------------|---------------------------|-------------|
| | #SCR12-A | Platinum - Set of 12 Amber Candles - Includes Power Adaptor, Charging Tray, and 12 Candles | 5# | 12 x 4.75 x 2.25 | \$365.05 |
| | #SCR12-WW | Platinum - Set of 12 Warm White Candles - Includes Power Adaptor, Charging Tray, and 12 Candles | | | |
| | #SCR24-A | Platinum - Set of 24 Amber Candles - Includes Power Adaptor, 2 Charging Trays, and 24 Candles | 7# | 12 x 9.5 x 2.25 | \$694.20 |
| | #SCR24-WW | Platinum - Set of 24 Warm White Candles - Includes Power Adaptor, 2 Charging Trays, and 24 Candles | | | |
| | #SCR36-A | Platinum - Set of 36 Amber Candles - Includes Power Adaptor, 3 Charging Trays, and 36 candles | 10# | 12 x 14.25 x 2.25 | \$1,013.85 |
| | #SCR36-WW | Platinum - Set of 36 Warm White Candles - Includes Power Adaptor, 3 Charging Trays, and 36 Candles | | | |
| | #SCR48-A | Platinum - Set of 48 Amber Candles - Includes Power Adaptor, 4 Charging Trays, and 48 Candles | 12# | 12 x 19 x 2.25 | \$1,315.60 |
| | #SCR48-WW | Platinum - Set of 48 Warm White Candles - Includes Power Adaptor, 4 Charging Trays, and 48 Candles | | | |
| Platinum Parts and Accessories | | | | | |
| | #SCR1-A | Replacement Platinum Candles - Amber (NiMh) | .25# | 1.5 x 2.25 | \$19.50/ea. |
| | #SCR1-WW | Replacement Platinum Candles - Warm White (NiMh) | .25# | | |
| | #SCR1-CT | Platinum Pin-Based Charging Tray | .95# | 12 x 4.75 x 1.5 | \$110.80 |
| | #SCR1-ADP-M | Platinum Multi-Tray Power Adaptor | 1.0# | | \$55.40/ea. |

* CANDLE HEIGHT IS THE TOTAL HEIGHT OF CANDLE, TIP INCLUDED

www.HOLLOWICK.com

Evolution vs. Platinum

| Feature | Evolution | Platinum |
|--|---|---|
|  TruFlame™ Technology | YES | NO |
| Light Mode | Flicker and Static | Flicker |
| LED Color | Candlelight | Amber or Warm White |
| Run Time | 24 hours (flicker), 18 hours (static) | 18 hours |
| Charge Time | 6 hours | 8 hours |
| Charging Tray Style | Induction | Pin |
| Tray Connections | Up to Four | Up to Four |
|  Smart Guard Option | YES | NO |
|  Remote Control Option | YES | NO |
| Optional Silicone Sleeve | YES | YES |
| Warranty | 1 Year Limited | 1 Year Limited |
| Estimated Battery Life | Li-Ion 14,000 hours / 800 charging cycles | NiMh 10,500 hours / 700 charging cycles |

ONE YEAR Limited Warranty on Evolution Series, Platinum Series, TruFlame™ LED Wax Pillars and Indoor/Outdoor Pillars

ONE YEAR
LIMITED
1
WARRANTY



The Evolution Series, Platinum Series and TruFlame™ LED Wax Pillars carry a one-year limited warranty. This limited warranty applies to manufacturing defects with candles, charging tray(s), transformer, and power adaptor(s).

Failure to follow these instructions voids manufacturer's warranty.

- Only use the power adaptor supplied with the candle set
- Do not attempt to open any part of the charging tray(s), transformer, power adaptor, or candles
- Keep the charging tray(s), transformer, power adaptor, and candles away from heat, water or condensation
- Hollowick accepts no responsibility from misuse/abuse of its products, or the failure to observe charging instructions and general guidelines for proper use

TruFlame™ LED Wax Indoor Flameless Wax Pillars

TruFlame™
LED Candlelight Color



Natural Flicker
Technology

3-Stage
Timer



4, 6, 8 Hr

ONE YEAR
LIMITED

1

WARRANTY

Remote Control
included



AA Battery Version



4 Alkaline AA Batteries
(Not Included)

Up To

450
hours



Each pillar comes cased in a shelf-friendly clear plastic display package







- EVOLUTION TruFlame™ LED color and technology
- Up to 450 hours run time (for best results use name brand Alkaline batteries)
- Unscented real wax Ivory LED Pillars with Smooth Finish
- Runs on 4-AA alkaline batteries (not included)
- Remote operates all candles - one remote controller included per case
- Candles operate by remote control or built-in 3-Stage timer
- Limited One Year Warranty

3-Stage Timer Operation:



- Three run time options: 4, 6 or 8 hour time duration
- Automatic 24 hour cycle function:
 - Candle automatically turns **OFF** after set time expires
 - Candle automatically turns back **ON** 24 hours after initial turn on
 - Cycle repeats until manually changed or the batteries expire

TruFlame™ LED Wax Indoor Flameless Wax Pillars

| TRUFLAME™ LED WAX PILLARS | Item # | Description | Shipping Weight lbs. | Items per case | List PRICE |
|---|---------------|---|----------------------|----------------|-----------------|
|  | #WP34ITR | 3" Dia. x 4" H TruFlame™ LED Wax Pillars Wax Ivory Candles (4/cs), Includes 1 Remote | 3# | 4/cs | \$84.00 |
|  | #WP36ITR | 3" Dia. x 6" H TruFlame™ LED Wax Pillars Wax Ivory Candles (4/cs), Includes 1 Remote | 4# | 4/cs | \$93.00 |
|  | #WP38ITR | 3" Dia. x 8" H TruFlame™ LED Wax Pillars Wax Ivory Candles (4/cs), Includes 1 Remote | 5# | 4/cs | \$118.00 |
|  | #WP46ITR | 4" Dia. x 6" H TruFlame™ LED Wax Pillars Wax Ivory Candles (2/cs), Includes 1 Remote | 3# | 2/cs | \$62.00 |
|  | #WP48ITR | 4" Dia. x 8" H TruFlame™ LED Wax Pillars Wax Ivory Candles (2/cs), Includes 1 Remote | 4# | 2/cs | \$67.00 |
|  | #SC-REMOTE-IR | TruFlame™ LED Wax Pillars Remote For use with TruFlame™ LED Wax Pillars (1/cs) 3.4"L x 1.5"W x .25"H | .24# | 1/cs | \$6.00 |



TruFlame™ Indoor/Outdoor Flameless LED Pillars

TruFlame™
LED Candlelight Color



Natural Flicker
Technology

4-Stage
Timer



4, 6, 8, 10 Hr

ONE YEAR
LIMITED

1

WARRANTY

Remote Control
included




On/Off, Timer
Flicker/Static, Dimmer

Dimmer
Control



D Battery Version



2 Alkaline D Batteries
(Not Included)

Up To

1000
hours

- EVOLUTION TruFlame™ LED color and technology
- Up to 1000 hours run time (for best results use name brand Alkaline batteries)
- Durable Plastic body that can withstand heat from direct sunlight
- Runs on 2-D alkaline batteries (not included)
- Remote operates all candles - one remote controller included per case
- Candles operate by remote control or built-in 4-Stage timer
- Limited One Year Warranty





4-Stage Timer Operation:




- Four run time options: 4, 6, 8 or 10 hour time duration
- Automatic 24 hour cycle function:
 - Candle automatically turns **OFF** after set time expires
 - Candle automatically turns back **ON** 24 hours after initial turn on
 - Cycle repeats until manually changed or the batteries expire



TruFlame™ Indoor/Outdoor Flameless LED Pillars

| INDOOR/OUTDOOR FLAMELESS LED PILLARS | Item # | Description | Shipping Weight lbs. | Items per case | List PRICE |
|---|----------|---|----------------------|----------------|-----------------|
|  | #OP35ITR | 3" Dia. x 5" H Indoor/Outdoor Flameless Pillar w/Remote Ivory Candles (4/cs), Includes 1 Remote | 3# | 4/cs | \$128.00 |
|  | #OP37ITR | 3" Dia. x 7" H Indoor/Outdoor Flameless Pillar w/Remote Ivory Candles (4/cs), Includes 1 Remote | 4# | 4/cs | \$140.00 |
|  | #OP39ITR | 3" Dia. x 9" H Indoor/Outdoor Flameless Pillar w/Remote Ivory Candles (4/cs), Includes 1 Remote | 4# | 4/cs | \$160.00 |
|  | #OPSC-RC | Indoor/Outdoor Pillar Remote Control For use with Indoor/Outdoor Remote Control Pillars (1/cs) 3.4"L x 1.5"W x .25"H | .24# | 1/cs | \$15.00 |




Drain Hole helps eliminate pooled rain water, drains through the bottom.

Accessories

Ivory Silicone Sleeve

The optional Ivory Silicone Sleeve fits easily over the Evolution and Platinum Rechargeable Candles. A simple way to create an elegant, traditional look.



#SSPL-I
Ivory Silicone Sleeve



Docking Station

Use the docking station to free up valuable counter space and protect your Evolution or Platinum system investment. Made from 16 gauge steel and double welded for added strength, the docking station can be easily wall-mounted or used on a banquet cart for quick loading and unloading of candles.




#SDSX-1
Docking Station



- Securely holds and properly aligns up to 4 charging trays (48 candles)
- Hardware included for cart or wall mount
- Trays and candles sold separately
- Limited lifetime warranty
- Made in U.S.A.

LED Battery Powered Smart Tealights






Ultra Bright Amber LED

LED Battery Powered Smart Tealights are ideal for parties, receptions and outdoor events. Great for any venue where ambient light is desired but open flame is not allowed or practical.

- Up to 75 Hours
- Ultra Bright Amber LED
- Shelf-ready display packs



#SC3684A-C6
LED Battery Powered Smart Tealights
6 pack

| | Item # | Description | Shipping Weight lbs. | Product Dimensions | List PRICE |
|---|-------------|--|----------------------|--------------------------|--------------|
|  | #SSPL-I | Ivory Silicone Sleeve 12/case (For use with Evolution and Platinum Candles) | 0.60# | 1.5" W x 2.63"H | \$60.00/cs |
|  | #SDSX-1 | Docking Station 1 each | 8.15# | 20.5" W x 9" D x 9" H | \$180.00/ea. |
|  | #SC3684A-C6 | 6 pack LED Battery Powered Smart Tealights - 1 Blister Pack, 6/pk Tealights with Batteries | 0.5# | 1.5" x 1.5" | \$15.00/pk |

Index

| Item Number | PRICE EACH | Page |
|--------------|------------|----------|
| LAMPS | | |
| 200 | \$10.50 | 40 |
| 300 | \$10.50 | 40 |
| 330 | \$10.50 | 40 |
| 430 | \$ 6.30 | 41 |
| 450 | \$ 7.40 | 41 |
| 502 | \$26.00 | 54 |
| 602 | \$28.00 | 55 |
| 702 | \$28.00 | 54,55 |
| 2902 | \$26.00 | 55 |
| 4100 | \$32.00 | 37 |
| 4845 | \$13.70 | 47,59,60 |
| 5100 | \$ 6.00 | 26 |
| 5125C | \$ 9.50 | 45 |
| 5125DA | \$10.50 | 44 |
| 046PC+B | \$31.50 | 23 |
| 1200A | \$16.00 | 52 |
| 1204MP | \$21.00 | 52 |
| 1400A | \$28.50 | 52 |
| 1400CSQO | \$31.50 | 52 |
| 1404MP | \$31.50 | 52 |
| 1407OR | \$28.50 | 52 |
| 1501AQ | \$15.50 | 50 |
| 1501C | \$15.50 | 50 |
| 1501R | \$22.00 | 50 |
| 1501RJ | \$25.00 | 50 |
| 1502C | \$11.50 | 48 |
| 1502CJ | \$14.80 | 48 |
| 1502R | \$16.00 | 48 |
| 1502RJ | \$19.00 | 48 |
| 1502SC | \$11.50 | 48 |
| 1511A | \$16.00 | 50 |
| 1511AJ | \$19.00 | 50 |
| 1511C | \$16.00 | 50 |
| 1511CJ | \$19.00 | 50 |
| 1511SC | \$16.00 | 50 |
| 1533A | \$12.50 | 51 |

| Item Number | PRICE EACH | Page |
|-------------|------------|-------|
| 1533AJ | \$16.00 | 51 |
| 1533C | \$12.50 | 51 |
| 1533CJ | \$16.00 | 51 |
| 1533R | \$16.00 | 51 |
| 1533RJ | \$19.00 | 51 |
| 1533SC | \$12.50 | 51 |
| 1600AG | \$12.00 | 22 |
| 1600C | \$ 2.50 | 22 |
| 1600SDBL | \$ 6.00 | 22 |
| 1600SL | \$ 6.00 | 22 |
| 1601PC | \$10.00 | 22 |
| 1606C | \$18.00 | 23 |
| 1608C | \$22.00 | 23 |
| 1610AG | \$21.50 | 22 |
| 1610C | \$12.50 | 22 |
| 1610SDBL | \$15.50 | 22 |
| 1610SL | \$15.50 | 22 |
| 272BSS | \$51.50 | 58 |
| 272BZ | \$45.50 | 58 |
| 277AB | \$45.50 | 59 |
| 277BZ | \$45.50 | 59 |
| 277PC | \$45.50 | 59 |
| 28C | \$11.00 | 57 |
| 28S | \$14.00 | 55,57 |
| 295I | \$22.00 | 60 |
| 296B | \$22.00 | 60 |
| 296BG | \$22.00 | 60 |
| 296I | \$22.00 | 60 |
| 296I+GR | \$22.00 | 60 |
| 33C | \$ 8.00 | 55,57 |
| 33G | \$11.20 | 57 |
| 35BL | \$11.50 | 57 |
| 35C | \$ 8.50 | 55,57 |
| 35G | \$11.50 | 57 |
| 35R | \$11.50 | 57 |
| 35S | \$11.50 | 57 |
| 35SC | \$11.50 | 57 |

| Item Number | PRICE EACH | Page |
|-------------|------------|-------|
| 36AL | \$18.00 | 57 |
| 36C | \$14.80 | 54,57 |
| 36SL | \$18.00 | 57 |
| 38C | \$20.00 | 57 |
| 38SE | \$21.00 | 57 |
| 393FL | \$36.00 | 60 |
| 393I | \$36.00 | 60 |
| 393R | \$36.00 | 59,60 |
| 393SW | \$36.00 | 60 |
| 395FL | \$22.00 | 60 |
| 395I | \$22.00 | 58,60 |
| 395R | \$22.00 | 60 |
| 395SV | \$22.00 | 60 |
| 395SW | \$22.00 | 59,60 |
| 397FL | \$24.50 | 60 |
| 397I | \$24.50 | 59,60 |
| 397LN | \$24.50 | 58,60 |
| 397R | \$24.50 | 60 |
| 397SW | \$24.50 | 60 |
| 42517C | \$16.50 | 45 |
| 42517DA | \$17.50 | 44 |
| 43017BP | \$17.00 | 43 |
| 43017G | \$17.00 | 43 |
| 43017RG | \$17.00 | 43 |
| 44017CML | \$14.20 | 46 |
| 44017DB | \$14.20 | 46 |
| 44017GR | \$14.20 | 46 |
| 44017SC | \$14.20 | 46 |
| 44017SCA | \$14.20 | 46,47 |
| 45017BR | \$24.50 | 49 |
| 46017A | \$17.00 | 42 |
| 46318A | \$19.00 | 42 |
| 46AL | \$20.00 | 54,57 |
| 46C | \$17.00 | 57 |
| 47017H | \$38.00 | 49 |
| 48000C | \$18.00 | 53 |
| 48000C-IRIS | \$21.00 | 53 |

Index con't

| Item Number | PRICE EACH | Page |
|-------------|------------|----------|
| 48000C-LIL | \$21.00 | 53 |
| 48000F | \$21.00 | 53 |
| 48000N | \$21.00 | 53 |
| 48025C | \$20.50 | 45 |
| 48025DA | \$21.50 | 44 |
| 48017C | \$13.80 | 53 |
| 48017F | \$17.00 | 53 |
| 487C | \$18.00 | 57 |
| 487SC | \$20.00 | 55,57 |
| 48C | \$12.50 | 41,56,57 |
| 48R | \$18.00 | 55,57 |
| 48SC | \$17.00 | 56,57 |
| 5119C | \$ 4.20 | N/A |
| 5119CI | \$ 7.00 | 21 |
| 5119G | \$ 5.90 | 21 |
| 5119R | \$ 5.90 | 21 |
| 5119S | \$ 5.90 | 21 |
| 5119SC | \$ 5.90 | 21 |
| 5119SDB | \$ 5.90 | 21 |
| 5119STC | \$ 5.90 | 21 |
| 5140A | \$11.00 | 20 |
| 5140AJ | \$14.50 | 20 |
| 5140C | \$11.00 | 20 |
| 5140CBL | \$11.00 | 20 |
| 5140CBLJ | \$14.50 | 20 |
| 5140CJ | \$14.50 | 20 |
| 5140F | \$11.50 | 20 |
| 5140R | \$16.00 | 20 |
| 5140RJ | \$19.00 | 20 |
| 5151A | \$16.00 | 30 |
| 5151AQ | \$16.00 | 30 |
| 5151C | \$16.00 | 30 |
| 5160A | \$12.50 | 20 |
| 5160C | \$12.50 | 20 |
| 5176C | \$ 4.20 | N/A |
| 5176CI | \$ 7.00 | 21 |
| 5176G | \$ 5.90 | 21 |

| Item Number | PRICE EACH | Page |
|-------------|------------|-------|
| 5176R | \$ 5.90 | 21 |
| 5176S | \$ 5.90 | 21 |
| 5176SC | \$ 5.90 | 21 |
| 5176SDB | \$ 5.90 | 21 |
| 5176STC | \$ 5.90 | 21 |
| 5228A | \$ 5.70 | 26 |
| 5228C | \$ 5.30 | 26 |
| 5690C | \$ 7.40 | 26 |
| 5690C+SC | \$ 7.40 | 26 |
| 6106C | \$ 6.00 | N/A |
| 6106CI | \$10.50 | 27 |
| 6106F | \$ 9.00 | 27 |
| 6109A | \$11.50 | 32 |
| 6109AG | \$19.00 | 32,33 |
| 6109AJ | \$16.00 | 32 |
| 6109C | \$11.50 | 32 |
| 6109CJ | \$16.00 | 32 |
| 6109F | \$14.80 | 32,33 |
| 6109FA | \$14.80 | 32 |
| 6147C | \$ 5.80 | N/A |
| 6147CHJ | \$12.50 | 30 |
| 6147CI | \$ 9.50 | 30 |
| 6147RJ | \$12.50 | 30 |
| 6147SC | \$ 7.40 | 30 |
| 6147SJ | \$12.50 | 30 |
| 6179F | \$14.80 | 32 |
| 6179FA | \$14.80 | 32,33 |
| 6201A | \$16.00 | 31 |
| 6203M | \$16.00 | 31 |
| 6207D | \$19.00 | 31 |
| 6207ST | \$19.00 | 31 |
| 6256A | \$16.00 | 42 |
| 6301G | \$14.80 | 43 |
| 6301RG | \$14.80 | 43 |
| 6351G | \$16.00 | 43 |
| 6351RG | \$16.00 | 43 |
| 6404AG | \$12.50 | 34 |

| Item Number | PRICE EACH | Page |
|-------------|------------|-------|
| 6404C | \$ 5.80 | N/A |
| 6404CI | \$ 9.50 | 34 |
| 6404G | \$ 7.40 | 34 |
| 6404MA | \$11.00 | 35 |
| 6404R | \$ 7.40 | 34 |
| 6404RG | \$11.00 | 35 |
| 6404SDB | \$ 7.40 | 34 |
| 6404SG | \$ 9.00 | 35 |
| 6404SL | \$ 7.40 | 34 |
| 6404SSG | \$ 7.40 | 34 |
| 6404STC | \$ 7.40 | 34 |
| 6422G | \$12.00 | 35 |
| 6477DBI | \$11.50 | 35 |
| 6477LI | \$11.50 | 35 |
| 6477SGI | \$11.50 | 35 |
| 6477TCI | \$11.50 | 35 |
| 64C | \$11.50 | 40 |
| 64SC | \$12.50 | 40 |
| 6505AG | \$12.50 | 38 |
| 6505CJ | \$ 9.50 | 38 |
| 6505SDB | \$ 7.40 | 38 |
| 6505SL | \$ 7.40 | 38 |
| 6505SSG | \$ 7.40 | 38 |
| 6505STC | \$ 7.40 | 38 |
| 6588IBK | \$12.50 | 38 |
| 6588IR | \$12.50 | 38 |
| 6697C | \$ 9.50 | 27 |
| 6701A | \$11.50 | 19 |
| 6701AQ | \$11.50 | 19 |
| 6701C | \$11.50 | 19 |
| 6701SC | \$11.50 | 19 |
| 67SC | \$ 8.50 | 24,25 |
| 67SCA | \$11.50 | 25 |
| 67SCI | \$11.50 | 25 |
| 67SSG | \$11.50 | 25 |
| 6806BK | \$12.50 | 29 |
| 6806W | \$12.50 | 29 |

| Item Number | PRICE EACH | Page |
|-------------|------------|-----------------|
| 6817SBK | \$12.50 | 29 |
| 6817SC | \$12.50 | 29 |
| 6817SCA | \$12.50 | 29 |
| 6955CJ | \$ 8.00 | 28 |
| 6955G | \$ 6.50 | 28 |
| 6955S | \$ 6.50 | 28 |
| 6955SG | \$ 6.50 | 28 |
| 6955SL | \$ 6.50 | 28 |
| 6955SM | \$ 6.50 | 28 |
| 71SC | \$10.00 | 39 |
| 73C | \$12.50 | 24,36, 40,41 |
| 73SC | \$14.80 | 40 |
| 78C | \$10.50 | 36,37,39 |
| 78SC | \$12.50 | 36,37,39 |
| 912A | \$10.50 | 52 |
| 933A | \$24.50 | 60 |
| 936A | \$29.50 | 60 |
| 946SC | \$ 9.50 | 23 |
| DQD-PC | \$17.00 | 33 |
| DRB31 | \$17.00 | 56 |
| GEM29 | \$19.00 | 39 |
| NC29 | \$14.80 | 56 |
| OD29 | \$12.50 | 24 |
| PF31 | \$19.00 | 24 |
| SAT29 | \$16.00 | 39 |
| SCH400SL | \$ 7.00 | 27 |
| SWRQD39 | \$12.50 | 25,33 |
| WRBD39 | \$20.00 | 47 |
| WRLF39 | \$13.80 | 48,49 |
| WRQD39 | \$16.00 | 33 |
| ZEN-DEM | \$17.50 | 36 |
| ZEN-DEM2 | \$22.00 | 36 |
| ZEN-GSL | \$17.50 | 37 |
| ZEN-GSL2 | \$22.00 | 37 |
| ZEN-GTR | \$17.50 | 37 |
| ZEN-GTR2 | \$22.00 | 37 |

| Item Number | PRICE EACH | Page |
|------------------------------|------------|-----------------|
| GALA FUEL CELL COVERS | | |
| C-17/26PC | \$ 7.40 | 14,24, 40,41 |
| C-17/26W | \$ 6.30 | 14,36,41 |
| C-36/50PC | \$ 8.40 | 14,53 |
| C-36/50W | \$ 7.40 | 14,41,47 |
| LUMINARIES | | |
| L3W | \$17.00 | 62,63 |
| L6W | \$28.00 | 62 |
| L9W | \$35.00 | 62 |
| L5W | \$35.00 | 62 |
| L8W | \$44.00 | 62 |
| L12W | \$56.00 | 62 |
| L3PP | \$17.00 | 63 |
| L6PP | \$28.00 | N/A |
| L9PP | \$35.00 | N/A |
| L5PP | \$35.00 | N/A |
| L8PP | \$44.00 | N/A |
| L12PP | \$56.00 | N/A |
| L3M | \$17.00 | 63 |
| L6M | \$28.00 | N/A |
| L9M | \$35.00 | N/A |
| L5M | \$35.00 | N/A |
| L8M | \$44.00 | N/A |
| L12M | \$56.00 | N/A |
| DISPOSABLE FUEL CELLS | | |
| HD8-180 | | 10 |
| HD8-90 | | 10 |
| HD8-24M | | 12 |
| HD12-144 | | 10 |
| HD12-72 | | 10 |
| HD15 | | 10 |
| HD17 | | 10 |
| HD17-12M | | 12 |
| HD17LWC-48 | | 12 |

| Item Number | PRICE EACH | Page |
|--------------------------|------------|------|
| HD18 | | 11 |
| HD23LWC-24 | | 12 |
| HD26 | | 10 |
| HD2618HL | | 11 |
| HD29 | | 11 |
| HD36 | | 10 |
| HD36+SN | | 10 |
| HD3622-HL | | 11 |
| HD37 | | 11 |
| HD42 | | 10 |
| HD4226-HL | | 11 |
| HD50 | | 10 |
| REFILLABLE FUEL | | |
| HFO-GAL | | 13 |
| HFO-QT | | 13 |
| REPLACEMENT PARTS | | |
| 900 | \$ 2.10 | 13 |
| 902.5 | \$ 4.20 | 13 |
| 91-25 | \$ 8.30 | 13 |
| 963+SN | \$ 5.20 | 13 |
| 993+SN | \$ 6.20 | 13 |
| SELECT WAX | | |
| BDAS-144PKS | | 67 |
| TL5W-500 | | 67 |
| TL5WPL-500 | | 67 |
| TL7W-400 | | 67 |
| CC4.37W-200 | | 67 |
| CC5.75W-480 | | 67 |
| CL530-48 | | 68 |
| CL530F-48 | | 68 |
| CL830-48 | | 68 |
| FC2W-144 | | 68 |
| FC3W-72 | | 68 |
| FWV8W-288 | | 67 |

Index con't

| Item Number | PRICE EACH | Page |
|-------------|------------|------|
| FWV10W-288 | | 67 |
| FWV15W-144 | | 67 |
| FWV15WS-144 | | 67 |
| KG60C-12 | | 68 |
| KG60F-12 | | 68 |
| MTL12W-240 | | 67 |
| P2.5W-36 | | 66 |
| P3X3I-12 | | 66 |
| P3X3CP-12 | | 66 |
| P3X3W-12 | | 66 |
| P3X6CP-12 | | 66 |
| P3X6I-12 | | 66 |
| P3X6W-12 | | 66 |
| P3X9I-12 | | 66 |
| P3X9W-12 | | 66 |
| TP8W-12DZ | | 67 |
| TP10I-12DZ | | 67 |
| TP10R-12DZ | | 67 |
| TP10W-12DZ | | 67 |
| TP12BL-12DZ | | 67 |
| TP12GR-12DZ | | 67 |
| TP12I-12DZ | | 67 |
| TP12R-12DZ | | 67 |
| TP12W-12DZ | | 67 |
| TP15W-12DZ | | 67 |

CHAFING/COOKING FUELS AND ACCESSORIES

| | | |
|-----------|--|-------|
| EZ 2-1-3 | | 70,71 |
| EZ 4-2-5 | | 70,71 |
| EZ 6-3-8 | | 70,71 |
| EZ638-6PK | | 70,71 |
| XTRM4-24 | | 72 |
| BUFF6-24 | | 73 |
| HOT5-24 | | 74 |
| GHBLUE | | 74 |

| Item Number | PRICE EACH | Page |
|-------------|------------|------|
| GHPINK | | 74 |
| BF008 | | 77 |
| CMST-10K | \$ 44.00 | 76 |
| CMST-15K | \$ 64.00 | 76 |
| CT100 | \$ 408.00 | 77 |
| CT100-SNGL | \$ 34.00 | 77 |
| CT200 | \$ 432.00 | 77 |
| CT200-SNGL | \$ 38.00 | 77 |
| BL20C-144 | \$ 360.00 | 77 |
| BL20C-24 | \$ 72.00 | 77 |

FLAMELESS LIGHTING

| | | |
|--------------|------------|-------|
| EVOX12-CL | \$ 499.99 | 80,81 |
| EVOX24-CL | \$ 948.00 | 80,81 |
| EVOX36-CL | \$1,384.73 | 80,81 |
| EVOX48-CL | \$1,796.40 | 80,81 |
| EVOX-CL | \$ 31.60 | 80,81 |
| EVOG12-CL | \$ 599.99 | 80,81 |
| EVOG24-CL | \$1,138.10 | 80,81 |
| EVOG36-CL | \$1,662.23 | 80,81 |
| EVOG48-CL | \$2,156.40 | 80,81 |
| EVOG-CL | \$ 39.50 | 80,81 |
| EVOX/RC12-CL | \$ 599.99 | 80,81 |
| EVOX/RC24-CL | \$1,138.10 | 80,81 |
| EVOX/RC36-CL | \$1,662.23 | 80,81 |
| EVOX/RC48-CL | \$2,156.40 | 80,81 |
| EVOX/RC-CL | \$ 39.50 | 80,81 |
| EVO-RC | \$ 10.00 | 80,81 |
| SCRP12-A | \$ 365.05 | 82 |
| SCRP24-A | \$ 694.20 | 82 |
| SCRP36-A | \$1,013.85 | 82 |
| SCRP48-A | \$1,315.60 | 82 |
| SCRP-A | \$ 19.50 | 82 |

| Item Number | PRICE EACH | Page |
|--------------|------------|-------|
| SCRP12-WW | \$ 365.05 | 82 |
| SCRP24-WW | \$ 694.20 | 82 |
| SCRP36-WW | | |
| | \$1,013.85 | 82 |
| SCRP48-WW | | |
| | \$1,315.60 | 82 |
| SCRP-WW | \$ 19.50 | 82 |
| SCRP-CT | \$ 110.80 | 82 |
| SCRADP-M | \$ 55.40 | 82 |
| EVO-CT | \$ 155.00 | 80,81 |
| EVOADP-UL | \$ 82.50 | 80,81 |
| SDSX-1 | \$ 180.00 | 88 |
| SSPL-I | \$ 60.00 | 88 |
| SC3684A-C6 | \$ 15.00 | 88 |
| WP34ITR | \$ 84.00 | 84,85 |
| WP36ITR | \$ 93.00 | 84,85 |
| WP38ITR | \$ 118.00 | 84,85 |
| WP46ITR | \$ 62.00 | 84,85 |
| WP48ITR | \$ 67.00 | 84,85 |
| SC-REMOTE-IR | | |
| | \$ 6.00 | 84,85 |
| OP35ITR | \$ 128.00 | 86,87 |
| OP37ITR | \$ 140.00 | 86,87 |
| OP39ITR | \$ 160.00 | 86,87 |
| OPSC-RC | \$ 15.00 | 86,87 |

Discontinued Items

The items listed below are discontinued from our last catalog. They may be available in limited quantities. Please contact Hollowick for more information.

Fuel items

HD80
HD80+SN
HFO-2.5

Lamp items

500
600
700
1800
2900
3100
1501AQJ
1501CJ
1501LGR
1501LGRJ
35GR

5151AQSL
5151ASL
5151CSL
5160AJ
5160CJ
5160F
5160FA
6105C
6105F
6207M
6301BP
6351BP
6404PL
ZEN-WMB
ZEN-WMB2

Flameless Lighting items

EVO-KEY
SCH811-CW
SCH811-CA
SCH831-CW
SCH831-CA
SCH811-EW
SCH811-EA
SC3684A-D144
SCWVIA-48

Tiki Items

TK12134
TK09455
TK09148

Care of Hollowick Lamps



GLOBES

Keep Hollowick globes sparkling clean by regularly handwashing them with warm water and mild detergent.

NOTE: Commercial dishwashing detergents may spot or dull fired-on colors.

BASES/LAMPS

Hollowick lamp bases are coated with finishes that protect and enhance the beauty of the lamps. Metal and wood bases should be cleaned with a spray furniture wax. This leaves a protective shine and allows for easy cleaning in the future. Resin and glass bases should be cleaned with a damp cloth and mild detergent.

NOTE: DO NOT PUT ANY HOLLOWICK LAMP, BASE OR GLOBE IN A DISHWASHER.

A NOTE ABOUT BREAKAGE DUE TO THERMAL SHOCK

Breakage and cracking are commonly experienced when traditional wax tealights and votives are used in glass table lamps; especially with thicker glass lamps and globes.

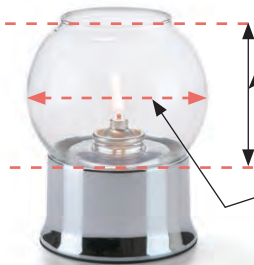
For this reason, **Hollowick lamps are not recommended for use with wax tealights and votives.** The use of the proper Hollowick fuel cell will resolve this issue.



| | | |
|--------------|-------------|----------------|
| | Satin Brass | |
| Globe → | 46AL | 20.00 |
| Base → | 502 | 26.00 |
| Total | | \$46.00 |

Base – in: 2H x 3¼Dia.
mm: 51H x 92Dia. (Wt. .8#)

Globe – in: 3¾H x 4Dia.
mm: 79H x 102Dia. (Wt. 0.4#)



ORDERING INFORMATION

Lamp bases and globes are listed and priced separately and sold by the each. Please order by item number and description.

DIMENSIONS

Height: The height listed (shown in inches and millimeters) for a globe is the exposed visible height with the exception of the Cylinder globes. Add the listed globe height to the listed base height to determine total height of the complete lamp.

Diameter: Largest outside diameter.

WEIGHT

All weights are approximate shipping weights per piece. # = pounds.

FUEL CELLS

The height listed for disposable and refillable fuel cells includes the burner assembly.



FUEL OPTIONS

Some lamp bases can be used with either DISPOSABLE or REFILLABLE fuel cells. The recommended fuel cell for a lamp is shown on the lamp page. For the disposable option, order cases of disposable fuel cells. For the refillable option, order one refillable cell for each lamp and cases of refillable fuel. A LAMP/FUEL CELL USE GUIDE is shown on page 8. For more information, see pages 9-14.

Cocktail II™

Alternate: 91-25 Refillable
Fuel Ordering Info pg 10



HD36

TERMS OF SALE

PRICES

Prices shown are list prices, in US dollars. All prices are subject to change without notice. Orders will be accepted from Authorized Dealers only with the understanding that prices will be those in effect at time of shipment. These prices are exclusive of all sales taxes or any special taxes which may be levied by Federal, State or City Governments.

MINIMUM ORDER

Our minimum order is \$50.00 total list price to a single destination. Orders for less than \$50.00 total list will have a \$7.00 net handling charge added to the invoice.

LAMP SAMPLES

We are happy to provide lamp samples to our Authorized Dealers. Samples are not subject to our minimum order requirement. We charge for samples, but you may return them for credit. (Freight prepaid, in like-new condition.)

TERMS

Net 30 days, based on the date of the invoice, not receipt of merchandise. All orders are subject to acceptance by Hollowick, Inc., Manlius, NY, in accordance with our "Terms of Sale," regardless of any form in which a purchase order is submitted.

1 1/2% per month FINANCE CHARGE will be levied on all accounts whose unpaid invoices are over 30 days - not to exceed the lawful limit.

RETURNS

NO MERCHANDISE TO BE RETURNED WITHOUT PRIOR WRITTEN AUTHORIZATION. Returns will be allowed for up to 30 days after receipt of the merchandise. If authorized, shipments must be returned within 30 days of authorization date, freight prepaid, and will be subject to handling charges of \$25.00 net or 25%, whichever is greater.

DAMAGES AND SHORTAGES

- A. If shipment is sent by U.P.S., notify U.P.S. IMMEDIATELY.
- B. If shipment is sent by common carrier, the carrier is legally responsible for damage or loss of merchandise during shipment. Contact carrier IMMEDIATELY.

Our terms are F.O.B. origin. Full title and ownership of merchandise passes to purchaser/ consignee when shipment is rendered to carrier. Our liability ceases after we have the carrier's receipt. It is the responsibility of the owner of the merchandise to file any and all claims with the carrier for loss and damages. We will not accept any deductions from invoice for loss or damages.

FAIR LABOR STANDARDS ACT

Seller certifies that goods and services covered by this commercial price list are produced and furnished in compliance with the requirements of the Fair Labor Standards Act.

GOVERNING LAW; VENUE

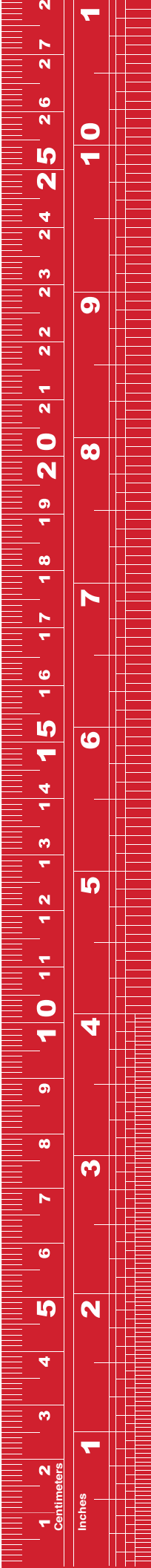
These terms shall be construed in accordance with and governed by the laws of the State of New York. Any litigation that arises in connection with any goods covered by this price list shall be venued in a court of competent subject matter jurisdiction located in Onondaga County, New York.

MODIFICATIONS

These terms shall not be modified except by a writing executed by Hollowick, Inc.

DOT (DEPARTMENT OF TRANSPORTATION) REGULATIONS:

Hollowick® Lamp Fuel, Easy Heat®, XtremeHeat®, BuffetHeat®, Hot 5™ Chafing Fuel, and TIKI® Brand BiteFighter® Torch Fuel, are Nonhazardous by the DOT. Blue and Pink Gel Heat™ Chafing Fuels are DOT classified as "ORM-D." Hollowick® Butane Fuel is DOT classified as a Hazardous Material (HAZMAT). With a proper shipping name of Liquefied Petroleum Gas, Hazard Class 2.1 Blue and Pink Gel Heat™ and TIKI® Citronella Torch Fuel CAN NOT ship Air.





P.O. Box 305, Manlius, NY 13104, USA
(315) 682-2163
Fax: (315) 682-6948
(800) 367-3015
e-mail: info@hollowick.com

Get It Quick From Hollowick

It's our policy to stock what we sell, and we typically ship to USA destinations within 24-48 hours of receiving an order from our authorized dealers.

www.hollowick.com

Like us on Facebook

Follow us on Twitter



www.HOLLOWICK.com

©Copyright 2015 Hollowick, Inc. Effective October 1, 2015